CATALOG | 目录

SC系列颚式破碎机 SC SERIES JAW CRUSHER 03-04

PE系列颚式破碎机 PE SERIES JAW CRUSHER 05-06

PF系列反击式破碎机 PF SERIES IMPACT CRUSHER 07-08

LF系列反击式破碎机 LF SERIES IMPACT CRUSHER 09-1 0

HP多缸液压圆锥破碎机 HP MULTI - CYLINDER HYDRAULIC CONE CRUSHER 11-14

SH单缸液压圆锥破碎机 SH SINGLE - CYLINDER HYDRAULIC CONE CRUSHER 15-18

CS复合圆锥破碎机 CS SERIES CONE CRUSHER 19-20

5X系列制砂机 5X SERIES VERTICAL SHAFT IMPACT CRUSHER 21-22

PXJ高效细碎机 PXJ FINE CRUSHER 23

PCZ重型锤式破碎机 PCZ HEAVY HAMMER CRUSHER 24

箱式破碎机 BOX-TYPE CRUSHER 25

锤式破碎机 HAMMER CRUSHER 26

PG对辊破碎机 DOUBLE ROLLER CRUSHER 27

PL立轴制砂机 PL COMBINATION CRUSHER 28

WS系列细砂回收装置 WS SERIES FINE SAND RECYCLING MACHINE 29

LSX系列洗砂机 LSX SERIES SAND WASHER 30

XSD轮斗式洗砂机 XSD SERIES SAND WASHER 31

ZSW系列振动给料机 ZSW SERIES VIBRATING FEEDER 32

YZK系列圆振动筛 YZK SERIES CIRCULAR VIBRATING SCREEN 33-34

皮带输送机 BELT CONVETOR 35

高压悬辊磨粉机 HIGH PRESSURE SUSPENSION MILL 36

微粉磨 Micro powder grinding 37-38

可逆式制砂机 REVERSIBLE SAND MAKING MACHINE 39-40

粗粉磨粉机 COARSE POWDER MILL 41

磁选机 MAGNETIC SEPARATOR 42

回转烘干机 ROTARY DRYER 43-44

三回程烘干机 THREE-PASS DRYER 45-46

脉冲除尘器 PULSE DUST COLLECTOR 47

滚筒筛 DRUM SCREEN 48

圆筒洗石机 DRUM STONE WASHING MACHINE 49

高效液压旋回破碎机 GYRATORY CRUSHER 50

球磨机 BALL MILL 51

棒磨机 ROD MILL 52

履带颚式移动破碎站 CRAWLER JAW MOBILE CRUSHING PLANT 53

履带反击式移动破碎站 CRAWLER IMPACT MOBILE CRUSHING PLANT 54

履带圆锥式移动破碎站 CRAWLER JAW MOBILE CRUSHING PLANT 55

履带筛分式移动破碎站 CRAWLER IMPACT MOBILE CRUSHING PLANT 56

轮胎式移动破碎站-粗碎 TYRE TYPE MOBILE CRUSHING PLANT - COARSE CRUSHING 57

轮胎式移动破碎站-中碎 TYRE TYPE MOBILE CRUSHING PLANT-MEDIUM CRUSHING 58

轮胎式移动破碎站-细碎 TYRE TYPE MOBILE CRUSHING PLANT - FINE CRUSHING 59

轮胎式移动破碎站-三组合 TYRE TYPE MOBILE CRUSHING PLANT-THREE COMBINATIONS 60

轮胎式移动破碎站-四组合 TYRE TYPE MOBILE CRUSHING PLANT-FOUR COMBINATIONS 61

框架式移动破碎站 FRAME TYPE MOBILE CRUSHING PLANT 62-64

客户现场 CUSTOMER SITE 65-66

配件支持 SPARE PARTS 67-68

SC系列颚式破碎机

SC SERIES JAW CRUSHER



性能特点

STRUCTURE CHARACTERISTICS

SC系列颚式破碎机是采用国际上先进的破碎技术和研究成果，在几十年的颚式破碎机设计制造经验的基础上，采用有限元分析方法成功开发的新一代产品，该系列产品具有世界先进水平。与传统的颚式破碎机相比，SC系列颚式破碎机在设计和制造方面对细节更为重视，采用高强度材料及先进的制造工艺，具有结构强度更高、设备可靠性更高、破碎比更大、产量更高综合加工成本更低等优势。

SC series jaw crusher is a new generation of products successfully developed by adopting international advanced crushing technology and research results, based on decades of experience in designing and manufacturing jaw crusher, and using finite element analysis method, this series of products has the world advanced level.

Compared with the traditional jaw crusher, SC series jaw crusher pays more attention to the details in design and manufacture, adopts high-strength materials and advanced manufacturing technology, which has the advantages of higher structural strength, higher reliability, larger crushing ratio, higher output and lower processing cost.

产品粒度曲线

PRODUCT SIZE CURVE

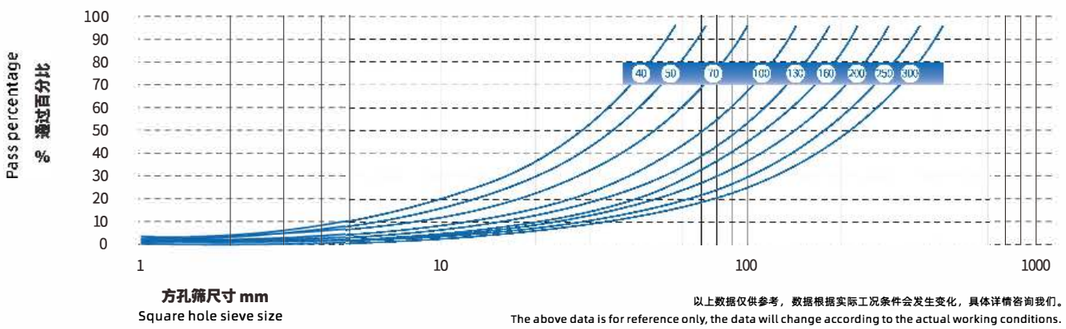

以上数据仅供参考，数据根据实际工况条件会发生变化，具体详情咨询我们。

The above data is for reference only, the data will change according to the actual working conditions.

技术参数 / Technical Specification

型号 Model	给料口尺寸 Feeding Size(mm)	最大给料粒度 Maximum Feed(mm)	电机功率 Power(kw)	出料口 Outlet size(mm)	处理量 Capacity(t/h)
SC80	800x510	420	75	40-175	65-365
SC96	930x580	480	90	60-175	120-410
SC100	1000x760	600	110	70-200	140-510
SC106	1060x700	600	110	70-200	165-520
SC110	1100x850	750	160	70-200	180-540
SC116	1150x760	700	132	70-200	190-625
SC120	1200x870	800	160	70-175	190-560
SC125	1250x950	850	185	100-250	260-775
SC130	1300x1000	900	185	100-250	285-850
SC140	1400x1070	950	200	125-250	345-870
SC150	1400x1200	1000	220	125-250	355-900
SC160	1600x1200	1000	250	150-300	445-1170
SC200	2000x1500	1200	400	175-300	645-1460

设备型号	不同排料口(mm)对应处理能力(t/h) Processing capacity corresponding to different discharge ports														
	40	50	60	70	80	90	100	125	150	175	200	225	250	275	300
SC80	65–90	75–110	95–130	110–150	120–160	140–195	150–210	190–270	225–310	260–365					
SC96			120–145	140–165	150–190	170–220	190–250	240–300	280–350	320–410					
SC100				140–195	160–220	175–240	195–270	235–330	280–385	325–450	370–510				
SC106				165–200	180–230	200–250	220–285	270–350	320–400	370–470	410–520				
SC110				180–225	195–255	220–275	240–305	285–365	335–425	385–485	425–540				
SC116				190-250	210-275	235-305	255-330	310-405	370-480	425-550	480-625				
SC120				190–260	110–290	225–305	235–325	300–415	355–495	400–560					
SC125							260–355	310–425	360–495	410–565	460–635	510–705	560–775		
SC130							285–390	340–465	395–545	450–620	505–695	560–775	615–850		
SC140								345–475	400–560	455–635	515–715	570–790	630–870		
SC150								355–490	415–575	475–655	535–740	595–820	655–900		
SC160									445–630	510–715	575–810	640–900	700–985	760–1080	830–1170
SC200										645–910	725–1020	800–1125	880–1235	955–1340	1030–1460









PE系列颚式破碎机

PE SERIES JAW CRUSHER

该系列产品采用铸钢机架和动颚，强度高，寿命长。具有破碎比大、产品粒度均匀、结构简单、工作可靠、维修简便、运营费用低等特点。

广范应用于矿山、冶炼、建材、公路、铁路、水利和化学工业等众多部门，破碎抗压强度不超过320兆帕的各种物料。PE系列用于粗破，PEX系列用于中细破。

This series of products adopts cast steel frame and movable jaw with high strength and long life. It has the features of large crushing ratio, even product size, simple structure, reliable work, easy maintenance and low operation cost.

They are widely used in mining, smelting, building materials, highway, railway, water conservancy and chemical industry, etc., crushing materials with compressive strength up to 320 MPa. PE series is used for coarse crushing, PEX series is used for medium and fine crushing.



01 出料口调节范围大，方便可靠，可满足不同客户的要求；
Large and reliable adjusting range of discharge outlet meets various requirements;

02 润滑系统安全可靠，零配件更换简单方便，维护工作量小；
Safe and reliable lubrication system, easily changed spare parts and easy maintenance;

技术参数 / Technical Specification

型号 Model	给料尺寸 Feeding Size (mm)	出料尺寸 Discharge size (mm)	处理能力 Processing Capacity (t/h)	电机功率 Motor Power(kw)	外形尺寸 Overall Dimension (mm)
PE150×250	≤130	15–45	1–4	5.5	896×745×935
PE250×300	≤150	15–55	3–6	7.5	1050×987×1000
PE250×400	≤210	25–60	5–20	15	1215×1520×1030
PE400×600	≤350	40–90	15–60	30	1650×1588×1050
PE500×750	≤425	50–100	40–110	45	1956×1918×1920
PE600×900	≤500	60–125	90–180	55	2250×2733×2280
PE800×900	≤600	80–140	100–220	75	2450×2950×2490
PE750×1060	≤630	60–150	110–380	110	2531×2455×2783
PE900×1060	≤700	100–160	230–390	110	2900×2657×2950
PE900×1200	≤750	110–165	220–450	132	3100×2760×3260
PE1000×1200	≤900	110–185	315–500	132	3200×2760×3260
PE1200×1500	≤950	115–195	550–1000	220	3710×3446×4075
PE1500×1800	≤1200	135–225	600–1200	280	5100×4700×4300
PEX150×750	≤120	10–40	8–25	15	1310×1118×1145
PEX250×750	≤210	15–50	15–35	22	1400×1751×1515
PEX250×1000	≤210	15–60	15–60	30	1550×1964×1380
PEX250×1200	≤210	15–60	20–60	37	1530×1946×1380
PEX300×1300	≤250	25–60	16–105	55–75	2000×2320×1730

以上数据仅供参考，数据根据实际工况条件会发生变化，具体详情咨询我们。
The above data is for reference only, the data will change according to the actual working conditions.

PF系列反击式破碎机

PF SERIES IMPACT CRUSHER



该系列反击破分为：二腔PF和三腔PFV两个系列，能处理边长不超过500mm、抗压强度不超过250MPa的各种粗、中、细物料（花岗岩、石灰石、混凝土等）。工作时，在电机带动下，转子高速旋转，物料进入后与转子上的钣锤撞击破碎，然后被反击到衬板上再次破碎，最后经出料口排出。

There are two types of impact crusher: two-chamber PF and there-chamber PFV crusher. Dealing with the material with the side length below 500mm not more than 250MPa anti-pressure strength, Impact crusher can be widely used in crushing the coarse, medium and fine material (E.g. granite, limestone concrete). During the process of operating, the rotor at highspeed will be brought along by the electric motor. The material will be impacted by the Flat Hammer to be crushed, and then be countered to the liner for the second crushing, then be discharged through the discharge opening.



【工作原理】：

Working Principle

本机器是一种利用冲击能来破碎物料的破碎机械。当物料进入板锤作用区时，受到板锤的高速冲击而破碎，并被抛向安装在转子上方的反击装置上再次破碎，然后又从反击衬板上弹回到板锤作用区重新破碎。此过程重复进行，直到物料被破碎至所需粒度，由机器下部排出为止。调整反击架与转子架之间的间隙可达到改变物料粒度和物料形状的目的。本机在反击板后采用弹簧保险装置，当非破碎物进入破碎腔后，前后反击架后退，非破碎物从机内排出。

This machine used impact energy to crush the raw material. When the material comes to zone of action of hammer plate, material will be pushed to impact device to be crushed under the force of impact, then the material will bounce back to zone of action to be re-crushed, this process would not discharged from bottom of machine. Adjusting the gap between impact rack and rotor rack could change the output size and shape of material.

优势一

结构先进、高铬板锤、独特的反击衬板；
Special structure, keyless connection, high-chromium plate hammer, particular impact liner;

优势二

硬岩破碎、高效节能；
crushing hard rock, high-efficiency and en energy saving;

技术优势
TECHNICAL ADVANTAGES

优势三

产品形状呈立方体，排料粒度大小可调，简化破碎流程；
cubic shaped, granule of the final products can be adjusted, simplified crushing process;

优势四

经技术改进，研制开发，可配置新型除尘设备，清除粉尘，利于环保。
By technical improvement and research development, the new type of dedusting device can be configured to eliminate the dust and Benefit to environmental protection.

技术参数 / Technical Specification

型号 Model	规格 Specification	进料口尺寸 Feed Opening Size (mm)	进料粒度 Feeding Size (mm)	生产能力 Capacity (t/h)	电动机功率 Motor Power (kw)	外型尺寸 Overall Dimension(mm)
PF-1007	Φ1000 × 700	400 x 730	≤250	15-60	45	2319 x 1654 x 2558
PF-1010	Φ1000 × 1050	400 x 1080	≤300	50-90	55	2319 x 2001 x 2558
PF-1210	Φ1250 × 1050	450 x 1060	≤300	80-150	90	2585 x 2053 x 2809
PFV-1214	Φ1250 × 1400	450 x 1440	≤300	100-200	132	2582 x 2403 x 2809
PFV-1315	Φ1320 × 1500	550 x 1530	≤350	130-280	200	2930 x 2761 x 3053
PFV-1320	Φ1320 × 2000	610 x 1900	≤500	180-400	280	3224 x 3175 x 2706
PFV-1520	Φ1500 x 2000	830 x 2040	≤700	300-550	(220-250)x2	3959 x 3564 x 3330
PFV-1820	Φ1800 x 2000	1260 x 2040	≤800	600-800	630-710	4400 x 3866 x 4009

以上数据仅供参考，数据根据实际工况条件会发生变化，具体详情咨询世博机器。
The above data is for reference only, the data will change according to the actual working conditions.

LF系列反击式破碎机

LF SERIES IMPACT CRUSHER



欧版反击式破碎机用途

用于破碎边长不超过700mm．抗压强度不超过360Mpa的各种物抖。

PURPOSE

The impact crusher are designed for crushing particle sizes less than 700mm and compression strength no more than 360MPa

性能特点

STRUCTURE CHARACTERISTICS

1、该机破碎比大，代替传统鄂式破碎机加反击式破碎机两段破碎工艺，从而降低总能耗，实现一体化超大破碎比，是中低硬度物料的技术革命性设备。

2、实现紧凑集约型布局，节省占地面积，减少基础建设费用支出。

3、可视化的精确调节手段，可准确调节出料口粒度，降低工人工作难度，避免重复盲目调试。

4、易损件采用模块化设计，可实现正反互换。有效互换率达到75%以上，极大的增加易损件的使用寿命，降低设备运行维护成本，实现利润最大化。

5、该机可组装于移动破碎站中，整车尺寸小，便于运输，产能高，能耗小。可广泛应用于中低等硬度物料的破碎，中高等硬度物料的破碎整形，以及建筑垃圾破碎等广泛领域。

1. With large crushing ratio, it can replace the traditional two-stage crushing process of the jaw crusher plus the impact crusher, reducing the total energy consumption and realizing the integrated super large crushing ratio. It is a technological revolutionary equipment for medium and low hardness materials processing.

2. Compact and intensive layout; space is saved and infrastructure costs are reduced.

3.The visual and precise adjustment means can accurately adjust the particle size of the discharge port, reduce the working difficulty of workers, and avoid repeated blind debugging.

4. The wearing parts adopt modular design, which can realize front side and reverse side interchange. The effective interchange rate is above 75%, which greatly increases the service life of wearing parts, reduces equipment operation and maintenance costs, and maximizes profits.

5. It can be assembled in the mobile crushing station. The whole vehicle size is small, easy to transport, high in productivity and low in energy consumption. It can be widely used in the medium and low hardness materials crushing, medium and high hardness materials crushing and shaping, and construction waste crushing, etc.

破碎腔采用弧形设计，腔型更大，可满足更大物料的破碎；反击衬板采用锯齿型，可破碎硬度较大的物料；加大衬板厚度，增加耐磨性，使用寿命增大至原来的1.5倍。
The crushing cavity is larger by adopting curved design, which can meet the need of crushing materials. The counterattack liner adopts the saw-tooth type, which can crush the material with higher hardness. By increasing the thickness of liner, it is more wear resistance and increasing service life by 1.5 times than the original.

配置500公斤的维修吊臂，更换易损件更便捷。
It is more convenient to replace the wearing parts with configure the 500kg maintenance boom.

边衬板采用模块化设计，衬板互换率达到75%以上，衬板利用率大幅度提高。
The side liner adopts modular design, the liner interchange rate reaches more than 75% so that the liner utilization rate is greatly improved.

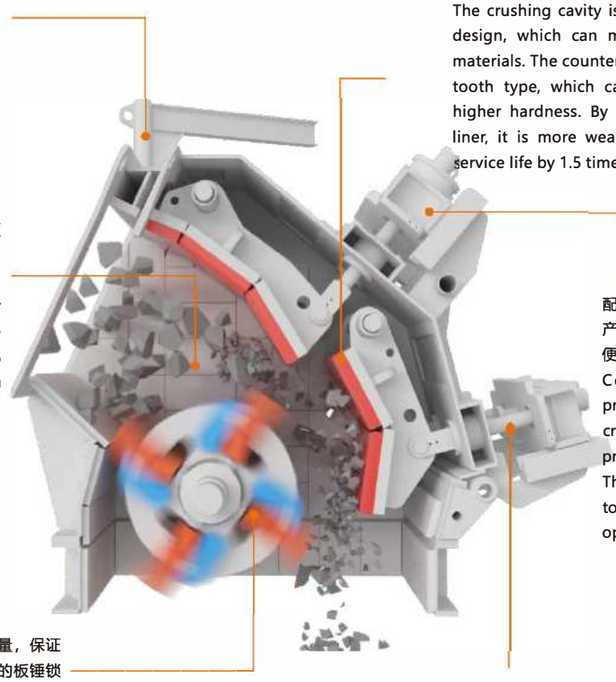

配置恒压破碎系统，破碎力更大，产品粒型更稳定。附带的刻度条方便掌握实际排料口尺寸。
Configured the constant pressure crushing system, the crushing force is larger, and the product shape is more stable. The accessory scale bar is easy to grasp the actual discharge opening size.

配置重型转子体，增大转动惯量，保证了本机的破碎特性；采用特殊的板锤锁紧方式，板锤固定更加牢固。
Configured the heavy duty rotor body, which increase the moment of the machine. Adopted the special hammer locking method make the flat hammer fixed more firmly.

配置液压启闭及液压调整系统，设备维修更人性化，由原来的8个小时工作量减少为现在的30分钟，极大的缩短了维护时间和成本。
Configured with hydraulic opening and closing and hydraulic adjustment system, the equipment maintenance is more user-friendly. The original 8 hour workload is reduce to the current 30 minutes, which greatly shortens the maintenance time and cost.

技术参数 / Technical Specification

型号 Model	进料口尺寸 Feeder Opening Size (mm)	最大进料边长 Max Input Size (mm)	处理能力 Processing Capacity (t/h)	功率 Power (kw)	重量 Weight (kg)
LF150	820×980	≤500	100–200	90–200	12000
LF250	960×1360	≤700	200–400	180–250	17000
LF350	1050×1700	≤800	300–500	200–400	24000
LF450	1350×1950	≤900	350–580	220–440	29600

以上数据仅供参考，数据根据实际工况条件会发生变化，具体详情咨询我们。
The above data is for reference only, the data will change according to the actual working conditions.

HP多缸液压圆锥破碎机

HP MULTI - CYLINDER HYDRAULIC CONE CRUSHER

性能特点

1. 高生产能力，同等尺寸可提高30-40%；
2. 产品粒形佳，粒度分布均匀；
3. 钢结构机体经热处理，机体更强固经久耐用；
4. 配装液压马达带动定齿板部件，实行自动、准确的排料口调整，调整后由锁固液压缸进行自动固定；
5. 自动清腔——通过释放油缸能及时清除破碎腔内的堵塞物，大大缩短停机时间；
6. 定齿板免填料，更换方便、迅速；
7. 迷宫结合润滑脂密封轴承，安全可靠。



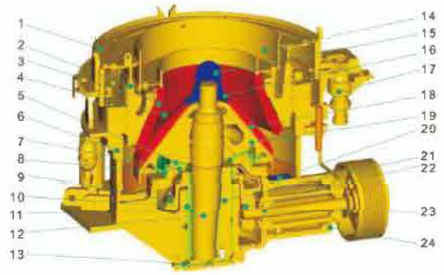

1.帽架	7.球型座	13.底盖	19.锥体蕊
2.上室	8.防尘圈	14.上室衬板	20.转运轴套护盖
3.定齿板	9.大螺旋伞齿轮	15.锁紧螺帽	21.偏心座
4.破碎室	10.外铜	16.锁紧器	22.小螺旋伞齿轮
5.球面铜	11.内铜	17.调整油压马达	23.转动轴
6.下部机架	12.主轴	18.动齿板	24.转运轴套

1.Frame Cap	2.Top Cell	3.Concave	4.Crushing Chamber	5.Seat Liner	6.Lower Frame
7.Ball Seat	8.Dust Ring	9.Big Spiral Bevel Gear	10.Frame Bushing	11.Eccentric Bushing	
12.Main Shaft	13.Bottom Frame Cap		14.Top Cell Liner	15.Lock Nut	16.Locker
17.Adjustment Oil Pressure Motor			18.Mantle	19.Head	
20.Count Shaft Cover					



采用国际上先进的主轴固定，偏心套绕主轴旋转的多缸液压圆锥结构。采用层压破碎设计，破碎发生的物料和物料之间，破碎效率高。不依靠较小的排矿口获得较小的产品粒数。

The utility model adopts the international advanced spindle fixed, eccentric sleeve rotating around the main shaft of the multi cylinder hydraulic cone structure. The use of laminated crushing design, crushing occurs between the material and the material, high crushing efficiency. Smaller grain size is obtained without relying on the smaller drain.

STRUCTURE CHARACTERISTICS

1. High Capacity, 30- 40% more capacity with the same size.
2. Good product shape, uniform particle size distribution.
3. Heat-treated steel structure frame, more firm and durable.
4. Equipped with hydraulic motor that can drive mantle and concave, automatic and accurate discharge port adjustment, automatically fixed by the locking hydraulic cylinder after adjustment.
5. Automatically clear the chamber—the releasing cylinder can promptly remove the blockage in the crushing chamber, greatly reducing downtime.
6. Mantle and Concave without filler, replacement is easy and quick.
7. Combined with grease labyrinth sealed bearings, safe and reliable.





设备命名和参数
DEVICE NAMING AND PARAMETERS

设备型号命名采用设备代号+规格参数的命名方法，例如：
The naming method of the model of the equipment, e.g.:

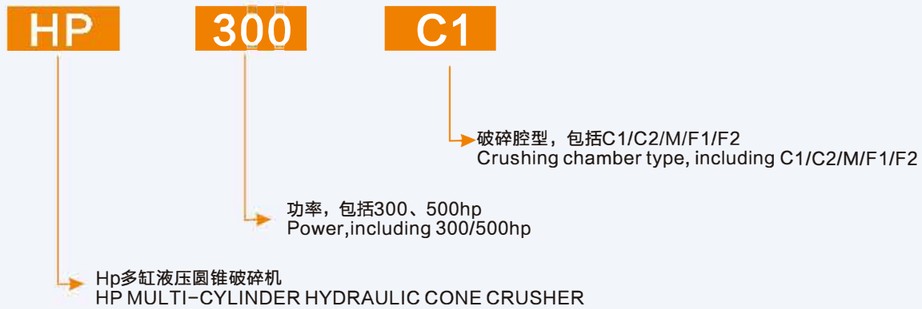

HP 300C1 表示HP300多缸液压圆锥破碎机，腔型C1
HP300 C1 indicates HP300 multicylinder hydraulic cone crusher, and the chamber type is C1

◉ 技术参数 / Technical Specification

型号Model	腔型Cavity Type	给料口尺寸 Feeding Size(mm)	紧边给料口尺寸 Closed Side Feeding Size(mm)	最小排料口 Minimum Discharge Opening (mm)	电机功率 Motor Power(kw)	产量 Capacity (t/h)
HP100	C1(超粗)Extra coarse	175	140	19	4P 100	45–140
	C2(粗)Coarse	125	105	13		
	M(中)Medium	100	70	10		
	F1(细)Fine	71	50	9		
	F2(超细)Extra fine	33	20	6		
HP200	C2(粗)Coarse	235	190	19	4P 160	90-250
	M(中)Medium	171	120	16		
	F1(细)Fine	150	95	13		
	F2(超细)Extra fine	116	70	8		
HP300	C1(超粗)Extra coarse	265	230	25	4P 220	115-440
	C2(粗)Coarse	240	210	20		
	M(中)Medium	190	150	15		
	F1(细)Fine	145	105	11		
	F2(超细)Extra fine	120	80	8		
HP400	C1(超粗)Extra coarse	360	290	30	4P 315	140-630
	C2(粗)Coarse	310	250	25		
	M(中)Medium	260	196	20		
	F1(细)Fine	182	110	13		
	F2(超细)Extra fine	135	90	10		
HP500	C1(超粗)Extra coarse	370	330	38	4P 400	175-790
	C2(粗)Coarse	320	290	28		
	M(中)Medium	245	210	22		
	F1(细)Fine	180	130	13		
	F2(超细)Extra fine	150	95	10		
HP800	C1(超粗)Extra coarse	450	352	38	4P 830	260-1200
	C2(粗)Coarse	373	298	32		
	M(中)Medium	340	275	25		
	F1(细)Fine	280	230	16		
	F2(超细)Extra fine	235	150	10		

以上数据仅供参考，数据根据实际工况条件会发生变化，具体详情咨询我们。
The above data is for reference only, the data will change according to the actual working conditions.

生产能力 PRODUCTION CAPACITY

型号 Model	6mm	8mm	10mm	13mm	16mm	19mm	22mm	25mm	32mm	38mm	45mm	51mm
HP100	45-55	50-60	55-70	60-80	70-90	75-95	80-100	90-115	100-150			
HP200		65-85	90-125	110-150	135-180	150-195	160-210	170-225	190-235	210-250		
HP300		85-120	115-140	150-185	180-220	200-240	220-260	235-290	250-320	300-380	350-440	
HP400			135-180	190-230	225-275	250-320	270-350	295-380	290-375	355-490	410-565	460-625
HP500			200-250	230-290	280-350	320-400	345-430	370-460	405-535	445-605	510-700	580-790
HP800			265-340	320-425	385-510	425-540	470-605	495-740	545-800	600-945	690-1050	785-1200

生产能力表可作为HP圆锥破碎机初步选型的工具，表中数据基于物料松散密度1.6t/m³，“瞬间”取样的测定结果；在给料中细粒级含量较高、闭路作业条件下，设备能力比开路作业可提高15%–30%左右。
This production capacity table can be used for HP cone crusher selection as a preliminary tool. The data in the table are based on material density 1.6t/m³, measurement results by "moment" sampling; If the feeding material has more middle and fine size in closed cycle, the capacity can be increased by 15%–30%.

粒度分布曲线 PARTICLE SIZE DISTRIBUTION CURVE

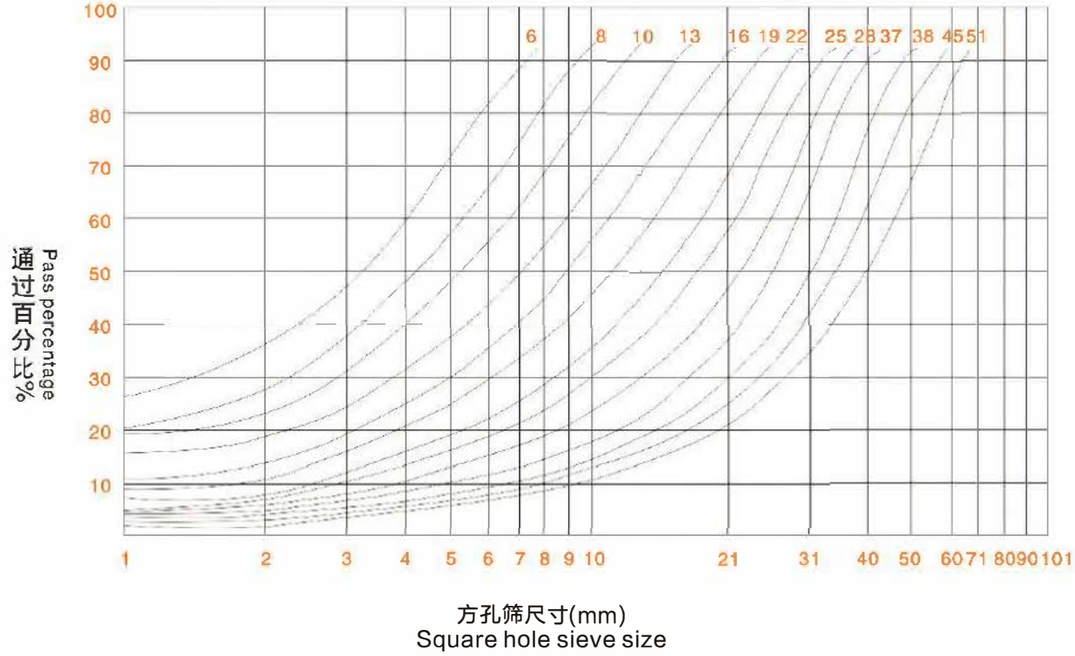

方孔筛尺寸(mm)
Square hole sieve size

*粒度和生产能力与给料粒度、破碎腔型、物料密度、含水量、含土泥量等因素有关。
Output size and capacity are related to feeding size, crushing cavity type material density, water content, soil content and such factors.

以上数据仅供参考，数据根据实际工况条件会发生变化，具体详情咨询我们。
The above data is for reference only, the data will change according to the actual working conditions.

SH单缸液压圆锥破碎机

SH SINGLE - CYLINDER HYDRAULIC CONE CRUSHER



可靠性更高

1.机架经过重型化设计，采用一流钢材；
2.衬板采用优质高锰钢复合材料，更耐磨；
3.采用超大直径主轴，更加坚固耐用。

生产成本更低

山协机械根据(破碎腔型)设计经验及配合先进的冶金技术，使破碎设备的单位钢磨耗降至更低选配自动化控制系统，使破碎机在运行过程中满腔给料、自动补偿齿板间隙，提高破碎设备的工作效率，从而保证单位生产成本降至更低。

适用性更广

该系列圆锥破碎机有更大的给料口，可以发挥出最大性能以适应各种破碎工艺，广泛应用于中碎到超细碎、以及固定式到移动式破碎站。优化设计的破碎速度、偏心距(冲程)和腔型设计完美结合能够提供更高的产量和更优的产品质量。

HIGHER RELIABILITY

1. The frame is heavy-duty designed and made of first-class steel.
2. The liner plate is made of high quality high manganese steel composite material, which is more wear-resistant.
3. Adopting extra large diameter spindle, more robust and durable.

LESS PRODUCTION COST

According to the design experience of Shanxie machinery (crushing cavity type) and with the advanced metallurgical technology, the unit steel wear of crushing equipment is reduced to a lower level with the optional automated control system, so that the crusher feeds the full cavity and automatically compensates for the gap of the tooth plate during the operation to improve the efficiency of the crushing equipment, so as to ensure that the unit cost of production is reduced to a lower level.

WIDER APPLICATION

This series cone crusher has bigger feeding port size, then it is suitable for various crushing plant for optimal performance, and widely used in medium and superfine crushing, stationary and mobile crushing plant. improved crushing speed, eccentric arm (stroke) and cavity design can bring the higher capacity and better products.

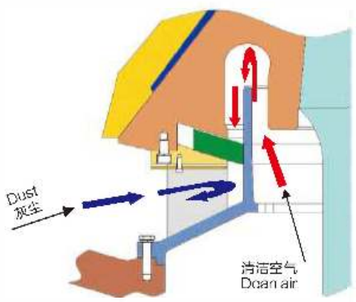

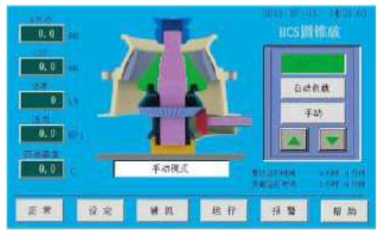

粒度分布曲线 PARTICLE SIZE DISTRIBUTION CURVE

中碎粒度分布曲线
middle crushing size size distribution curve

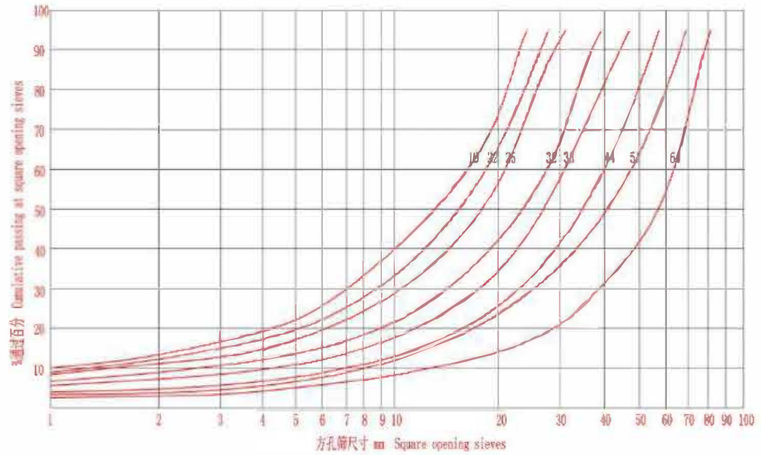

细碎粒度分布曲线
Fine crushing size size distribution curve

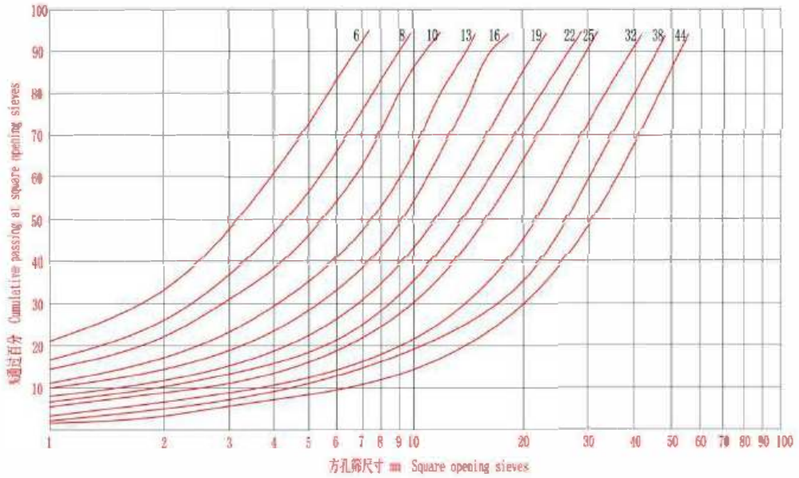

以上数据仅供参考，数据根据实际工况条件会发生变化，具体详情咨询我们。
The above data is for reference only, the data will change according to the actual working conditions.

S单缸液压圆锥破碎机技术参数 SPECIFICATIONS

型号Model	腔型Cavity Type	最大进料口尺寸 Maximum feed inlet Size (mm)	最小排料口尺寸 Minimum Discharge Opening (mm)	生产能力 Capacity (t/h)	最大装机功率 Maximum installed power (kw)
SH420	S1(超粗)Extra coarse	240	22	85-170	90
	S2(中粗)Medium coarse	200	19	70-130	
SH420	H1(细)Fine	135	10	45-130	
	H2(中细)Medium fine	65	8	35-80	
	H3(超细)Extra fine	38	4	27-60	
SH430	S1(超粗)Extra coarse	360	25	120-345	160
	S2(中粗)Medium coarse	300	22	105-305	
	S3(粗)Coarse	235	19	90-275	
SH430	H1(细)Fine	185	13	60-210	
	H2(中细)Medium fine	90	10	65-165	
	H3(超细)Extra fine	50	6	48-105	
SH440	S1(超粗)Extra coarse	450	35	255-605	250
	S2(中粗)Medium coarse	400	29	215-515	
	S3(粗)Coarse	300	25	190-490	
SH440	H1(细)Fine	215	16	110-395	
	H2(中细)Medium fine	110	13	115-340	
	H3(超细)Extra fine	70	8	90-225	
SH660	S1(超粗)Extra coarse	560	41	355-1050	315
	S2(中粗)Medium coarse	500	38	305-895	
SH660	H1(细)Fine	275	16	170-665	
	H2(中细)Medium fine	135	16	190-505	
	H3(超细)Extra coarse	65	13	205-320	

注：任何产品设计与规格更改，恕不另行通知。（腔型代号说明：EEE=超细，EF=特细，EFX=准特细，F=细，MF=中细，M=中，MC=中粗，C=粗，CX=准特粗，EC=特粗）

Note: Any change of technical data shall not be advised additionally. (Code description of cavity type: EEE= superfine, EF= extra fine, EFX= quasi-superfine, F= fine, MF= medium-fine, M= medium-fine, MC= medium-thick, C= coarse, CX= quasi-super-thick, EC= super-thick)

以上数据仅供参考，数据根据实际工况条件会发生变化，具体详情咨询我们。
The above data is for reference only, the data will change according to the actual working conditions.

粗碎圆锥破碎机技术参数 SPECIFICATIONS

型号Model		SH420		SH430			SH440			SH660			SH660	
腔型Cavity Type		S1(超粗) Extra coarse	S2(中粗) Medium coarse	S1(超粗) Extra coarse	S2(中粗) Medium coarse	S3(粗) Coarse	S1(超粗) Extra coarse	S2(中粗) Medium coarse	S3(粗) Coarse	S1(超粗) Extra coarse	S2(中粗) Medium coarse	S3(粗) Coarse	S1(超粗) Extra coarse	S2(中粗) Medium coarse
Closed side outlet size 紧边排料口尺寸	19		70			90								
	22	85	75-95		105	95-125								
	25	90-115	80-130	120	115-145	105-170			190					
	29	100-160	90-115	135-175	125-200	115-220		215	205-270					
	32	105-170	95	140-230	130-255	120-235		230-300	220-345					
	35	110-145		150-295	140-270	125-250	255	245-385	230-435					
	38	115		160-310	145-285	135-265	270-355	260-485	245-465			305		
	41			170-330	155-305	140-275	285-450	270-515	260-490	335		320-420		
	44			175-345	165-265	150-245	300-565	285-450	270-430	350-460		340-620		
	48			190-310	175	160	320-605	305-400	290-380	375-590		360-755		
	51			195-260			335-525	300	305	390-720		375-790		
	54			205			350-460			410-860		395-825		
	60									445-930		425-895		
	64									465-980		450-825		
	70									500-1050		480-635		
	76									535-985				

细碎圆锥破碎机技术参数 SPECIFICATIONS

型号Model		SH420			SH430			SH440			SH660			SH870			SH890		
腔型 Cavity Type		H1(细) Fine	H2(中细) Medium fine	H2(超细) Extra fine	H1(细) Fine	H2(中细) Medium fine	H2(超细) Extra fine	H1(细) Fine	H2(中细) Medium fine	H2(超细) Extra fine	H1(细) Fine	H2(中细) Medium fine	H2(超细) Extra fine	H1(细) Fine	H2(中细) Medium fine	H2(超细) Extra fine	H1(细) Fine	H2(中细) Medium fine	H2(超细) Extra fine
Closed side outlet size 紧边排料口尺寸	4			27-35															
	6			30-50			48-80												
	8		35-45	31-55			50-85			90-135									
	10	45	38-75	32-80		65-85	53-90			95-180									364-420
	13	50-85	40-80	35-50	68-110	70-135	56-100		115-190	100-195			205-295			280-405			395-532
	16	52-95	45-75	38	75-150	75-145	60-104	110-200	120-280	110-120	170	190-295	220-320			304-517			426-574
	19	58-100	50-60		80-165	80-155	65-105	120-280	100-300	115-225	185-340	205-440	235-300		400-563	328-558			458-616
	22	60-105			85-175	85-165	70-95	125-295	140-320	125-240	195-440	215-470	250-290	448-588	428-786	352-598		552-613	489-658
	25	63-115			90-185	90-155	75	135-315	150-340	135-255	210-465	230-500		477-849	455-836	376-639	480-640	587-1043	520-700
	32	75-130			100-210	100		155-360	170-285	150-210	235-550	265-505		544-968	519-953	400-680	547-1277	669-1189	593-798
	38				110-210			170-390	185		260-605	290-405		601-1070	573-1054	455-775	605-1411	739-1314	655-882
	44							185-385			285-665			658-1172	628-1154	503-728	662-1546	810-1440	718-883
	51										315-515			725-1291	692-1271	551-669	730-1702	892-1586	790
	57													782-1393	746-1372		787-1837	962-1604	
	64													849-1512	810-1248		854-1994	1045-1393	
	70													906-1331	865-1098		912-2128	1115	

以上数据仅供参考，数据根据实际工况条件会发生变化，具体详情咨询我们。
The above data is for reference only, the data will change according to the actual working conditions.

CS复合圆锥破碎机

CS SERIES CONE CRUSHER



性能特点

1. 结构简单，运转平稳，性能稳定，产量同类领先；
2. 机架采用CO2保护焊接，并经退火处理，坚固耐用；
3. 各易磨耗部位均采用锰钢件保护，延长整机寿命；
4. 弹簧锁紧装置使破碎力稳定，并提供过铁释放保护；
5. 液压清腔油缸能快速移除破碎腔内集料和不易破碎物，使维护时间大大缩短；
6. 液压调整排料口，方便快捷，调整准确；
7. 迷宫式防尘圈密封，保证润滑油清洁：
8. 动定齿板安装面经过精加工，不用填料，更换简单迅速；
9. 润滑系统设有回油及温度保护装置，并与主电机连锁，保护主机不被损坏。

STRUCTURE CHARACTERISTICS

1. Simple structure, smooth operation, stable performance and leading output among similar products;
2. After adopting CO2 protection welding treatment, a machine frame is tight and durable;
3. All easily worn parts adopt high manganese steel, to prolong the service life of mainframe;
4. A spring locking device can provide stable crushing force and excessive iron release protection;
5. A hydro-cylinder for chamber clean can quickly remove aggregates not-easily crushed materials, to greatly shorten maintenance time.
6. A material-discharging port is hydraulically adjusted, so that the adjustment is convenient, quick and accurate;
7. A labyrinth type dust proof ring is used for sealing to ensure clean lubricating oil;
8. The mounting faces of moving and static gear plates both are subjected to inish achining, and fillers are not used, so their replacements are convenient and quick;
9. A lubricating system is provided with an oil return and temperature protection device, and interlocked with a main motor, so that the main motor is protected from damage.



1. 上室衬板	Top Cell Liner	14.上室	Top Cell
2. 帽架	Frame Cap	15.主轴	Main Shaft
3. 推动油缸	Bowl Adjustment Ram	16.动齿板	Mantle
4. 释放弹簧	Release Spring	17.锥体蕊	Head
5. 轴副衬板	Main Frame Liner	18.球面铜	Sest Liner
6. 清腔油缸	Clean Cylinder Cavity	19.内铜	Eccentric Bushing
7. 机架	Main Frame	20.大锥齿轮	Gear
8. 外铜	Frame Bushing	21.小锥齿轮	Pinion
9. 偏心座	Eccentric Seat	22.传动轴	Drive Shaft
10.止推板	Thrust Plate	23.传动轴套	Driving Sleeve
11.底盖	Main Frame Cap	24.轴承	Bearing
12.分料盘	Feed Plate	25.回油管路	Oil Retum Tube
13.定齿板	Concave	26.进油管路	Oil Enter Tube

粒度分布曲线 PARTICLE SIZE DISTRIBUTION CURVE

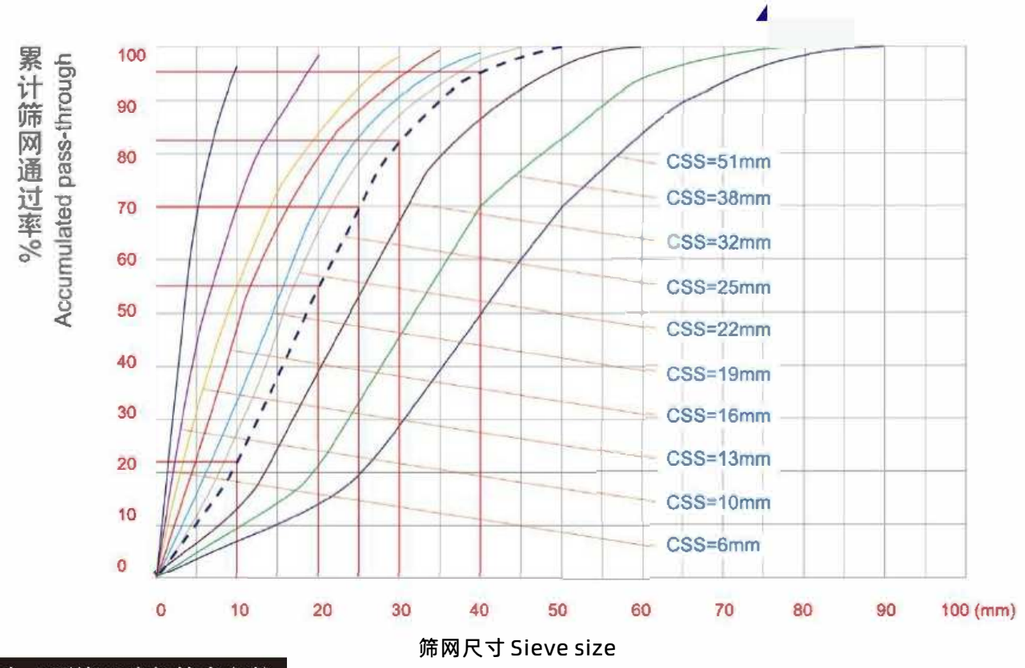

复合式圆锥破碎机技术参数 SPECIFICATIONS

型号 Model	动锥直径 Movable Cone Diameter (mm)	腔型 Cavity Type	给料口尺寸 Feeding Size (mm)		出料口尺寸 Discharging Opening Size(mm)	主轴转速 Main Shaft Speed(r/min)	电动机功率 Motor Power(kw)	产量 Capacity (t/h)	外型尺寸 Overall Dimension(mm)
			给料尺寸 Shutting Size(mm)	开边口 Opening Size(mm)					
CS75	910	细型Fine	83	102	9-22	580	75	45-91	2821 × 1880 × 2164
		粗型Coarse	159	175	13-38			59-163	
CS110	1200	细型Fine	127	131	9-31	485	110	63-188	2821 × 1974 × 2651
		中型Medium	156	156	13-38			100-200	
		粗型Coarse	178	191	19-51			141-308	
CS160	1295	细型Fine	109	137	13-31	485	160	109-181	2800 × 2342 × 2668
		中型Medium	188	210	16-38			132-253	
		粗型Coarse	216	241	19-51			172-349	
CS220	1395	细型Fine	155	173	19-45	485	220	180-285	3360 × 2650 × 3050
		中型Medium	188	198	22-50			215-330	
		粗型Coarse	230	245	25-65			230-570	
CS250	1650	细型Fine	188	209	16-38	485	250	181-327	3911 × 2870 × 3771
		中型Medium	213	241	22-51			220-417	
		粗型Coarse	241	268	25-64			299-635	
CS315	2134	细型Fine	253	278	19-38	435	315	281-726	4631 × 3251 × 4732
		中型Medium	303	334	25-51			608-998	
		粗型Coarse	334	369	31-64			789-1270	

5X系列制砂机

5X SERIES VERTICAL SHAFT IMPACT CRUSHER



性能特点

STRUCTURE CHARACTERISTICS

5X系列新型制砂机（离心冲击破碎机）广泛应用于各种金属和非金属矿、水泥、耐火材料、磨料、玻璃原料、建筑骨料，机制砂、冶金等行业。适用中细碎不同硬度的各种矿石和岩石，如铁矿石、有色金属矿石、金刚砂、铝矾土、石英砂、棕刚玉、珍珠岩、玄武岩等高硬度物料的中细碎作业。



5X series new sand making machine (centrifugal impact crusher) is widely used in various kinds of metal and non-metallic ores, cement, refractory abrasives, glass raw materials, constructionaggregate machine-made sand, metallurgy and other industries. It is suitable formedium and finely crushing all kinds of ores and rocks with different hardnesssuch as iron ore, non-ferrous metal orecorundum, bauxite, quartz sand, browncorundum, perlite, basalt and otherhigh hardness materials.



5X高效立轴冲击式制砂机技术参数 SPECIFICATIONS

型号Model		5X7615	5X8522	5X9532	5X1145	6X1150	6X1263
生产能力 Capacity (t/h)	瀑落与中心进料 Cascade and Center Feeding	150 ~ 280	240 ~ 380	350 ~ 400	413 ~ 442	450 ~ 545	550 ~ 640
	全中心进料 Center Feeding	70 ~ 140	120 ~ 200	180 ~ 280	250 ~ 360	344 ~ 368	454 ~ 486
进料口尺寸 Feeder Opening Size (mm)	软料Soft Material	35	40	45	50	45	50
	硬料Hard Material	30	35	40	45	55	60
转速Rotation Speed (r/min)		1700 ~ 1900	1500 ~ 1700	1300 ~ 1510	1100 ~ 1310	1000 ~ 1300	900 ~ 1200
双电机功率 Power of the Double Motors(kw)		110 ~ 150	180 ~ 220	260 ~ 320	400 ~ 440	440–500	600 ~ 630
外形尺寸 Overall Dimension (mm)		4100x2330x2300	4140x2500x2700	4560x2600x2900	5100x2790x3320	5700x2980x4190	5500x2750x3950
稀油润滑站 Thin oil lubrication station	电源Power	380V, 50Hz					
	双油泵电动机功率 Power of Double Oil Pump	2 × 0.25Kw					
	安全保护Safety	双油互补供油；无油流自动停机；水冷降温；冬季电机加热启动 Double oil pumps make sure supply of oil; Stop automatically without oil flow or oil pressure; Water cooled; Heating start the motor in winter					
	外形尺寸 Overall Dimension (mm)	820 × 520 × 1270					
	油箱加热器功率 Power of Oil-box HeaterDimension (mm)	2Kw					

以上数据仅供参考，数据随着实际工况条件会发生变化，具体详情咨询我们。
The above data is for reference only, the data will change according to the actual working conditions.

PXJ高效细碎机

PXJ FINE CRUSHER



产品简介

PXJ高效细碎机是我公司多位工程师吸取行业先进技术，结合国内外水泥行业、矿山、选矿、建材等部门的具体工况条件，研制的中细物料破碎机。其融合了锤破和反击破的优点，大大提高了工作效率，降低能耗。高效细碎机运行性能稳定可靠、工艺简化、结构简单、维修方便、生产能力大、锤头使用寿命长。在中软物料破碎领域优势显著。

PRODUCT INTRODUCTION

PXJ high efficiency fine crusher is medium and fine material crusher combining domestic and international stone and sand industry specific situation, and it absorbs latest technology. It adopts advanced production technique and unique structure design. Fine crusher combines the advantages of hammer crusher and impact crusher, and greatly improve work efficiency and reduce energy consumption. High-efficiencyFine Crusher has stable working performance and simple technique and structure, high capacity and longer service life. It has competitive edge in the field of medium and soft material crushing.

产品优势 Overview of advantages

细碎效率高，功耗低:“石打石”冲击腔，三个排料通道，产量高，能耗低;出料可控，粒型优:出料粒度可控，粒型规则，所需的物料粒度可达95%以上;使用方便，任意调节:调节板可两头翻面，寿命增长，调整更容易。

High fine crushing efficiency and low power consumption: "stone striking" impact chamber, three discharge channels, high output and low energy consumption;Controlled discharge and superior grain size: The adjustable plate can be turned over, It has longer service life and easier adjustment system.

PXJ高效细碎机技术参数 SPECIFICATIONS

型号 Model	进料尺寸 Feeding size (mm)	进料口尺寸 Feed Opening Size (mm)	出料粒度 Discharging Size (mm)	出料缝调节宽度 Adjustable Size of Discharge Opening (mm)	处理能力 Capacity(t/h)	功率 Power (kw)
PXJ 800×400	≤120	400×185	≤5	5-20	20-45	37-45
PXJ 800×600	≤180	500×250	≤5	5-20	35-55	45-55
PXJ 800×800	≤180	550×330	≤5	5-20	35-65	45-55
PXJ 1010×1010	≤180	1000×350	≤5	5-20	45-75	55-75
PXJ 1200×1000	≤180	1200×400	≤5	5-20	70-110	90-110
PXJ 1200×1200	≤180	1200×450	≤5	5-20	90-120	110-132
PXJ 1400×1400	≤190	1500×500	≤5	5-20	100-150	185
PXJ 1600×1600	≤190	1600×550	≤5	5-20	170-250	250
PXJ 1800×1800	≤190	1800×800	≤5	5-20	250-310	315

以上数据仅供参考，数据根据实际工况条件会发生变化，具体详情咨询我们。
The above data is for reference only, the data will change according to the actual working conditions.

PCZ重型锤式破碎机

PCZ HEAVY HAMMER CRUSHER

产品简介

PCZ系列重型锤式破碎机，是在PC系列破碎机基础上，研制开发的新型破碎机。具有锤销直径大、锤头重、打击线速度高等显著特点。具有入料粒度大、破碎比高、维护费用低等特点。在中软物料破碎领域优势显著。

PRODUCT INTRODUCTION

PCZ series hammer crusher is a new type of stone crusher based on PC series. With a hammer pin diameter, hammer weight, hit the line speed high significant features. With a large input particle size, high crushing ratio, low maintenance costs.



PCZ重型锤式破碎机 技术参数 SPECIFICATIONS

型号 Model	规格 Specification	给料口尺寸 Feed Opening Size(mm)	最大进料粒度 Max.Feeding Size (mm)	生产能力 Capacity(t/h)	电机功率 Motor Power(kw)	外形尺寸 Overall Dimension (mm)
PCZ1310	1310×1050	890×1075	≤650	150–180	160	2950×2250×2495
PCZ1512	1500×1160	1200×900	≤600	250–400	(160kw–4)*2	3220×2520×2800
PCZ1615	1675×1510	1480×1200	≤650	400–800	(220kw–4)*2	3665×2915×3440
PCZ1620	1660×1900	2000×1200	≤800	800–1000	400KW*2	3500×3100×3200
PCZ1820	1800×1964	2000×1200	≤800	800–1500	800KW–6	3474×3822×3520
PCZ2020	1920X2000	2010×1200	≤800	1200–1600	800KW–6	4160×3920×3520
PCZ2125	2100×2486	2600×1690	≤1200	2000–3000	1250KW–6	5057×4565×4666
PCZ3032	3000×3220	3240×1840	≤1200	4500–6000	(1250kw–6)*2	6710×6122×6340

型号 Model	规格 Specification	给料口尺寸 Feed Opening Size(mm)	最大进料粒度 Max.Feeding Size (mm)	生产能力 Capacity(t/h)	电机功率 Motor Power(kw)	外形尺寸 Overall Dimension (mm)
PC0910	900×1000	1070×750	≤150	150–200	(110kw–4)*2	2600×2200×2050
PC1012	1000×1180	1255×810	≤200	250–300	(132kw–4)*2	2800×2400×2300
PC1213	1200×1280	1350×900	≤200	300–350	(160kw–4)*2	2970×2625×2580
PC1216	1270×1490	1530×920	≤250	400–500	(200kw–4)*2	3070×2840×2580
PC1220	1220×1950	2000×920	≤250	500–700	(250kw–4)*2	3080×3380×2580
PC1622	1580×2150	2290×960	≤300	600–900	630kw–6	4095×3495×2960
PC1826	1875×2490	2550×1080	≤300	800–1200	800kw–6	4085×4250×3400
PC2026	2000×2490	2550×1170	≤300	1000–1500	1000kw–6	4490×4260×3725

以上数据仅供参考，数据根据实际工况条件会发生变化，具体详情咨询我们。
The above data is for reference only, the data will change according to the actual working conditions.

箱式破碎机

BOX-TYPE CRUSHER



产品简介

箱式破碎机主要适用于抗压强度在中等硬度以下的各种物料的一、二级破碎。特别适用于矿山、建材、化工、冶金行业用物料的破碎。经过优化设计后，改变了以篦条控制出料颗粒大小的方法，减少了锤头在破碎腔内的磨损，使锤头的寿命提高4–6倍，每付锤头可破碎石料3–4万吨，实现了破碎技术的重大突破，真正达到了事半功倍的效果。具有进料粒度大、破碎比大、出料均匀、成品率高，颗粒状产品占85%左右，完全符合使用要求，配套功率小、能耗低、维修简便、易损件少等优点。

PRODUCT INTRODUCTION

Box crusher is also mainly applied to the compressive strength in the upper and lower hardness of the following materials, one or two broken. Especially for mining, building materials, chemicals, metallurgical industry with the broken materials. After optimization of the design, changed the bar to control the size of the material particles, reducing the hammer in the crushing chamber of the wear and tear, so that the life of the hammer increased 4-6 times, each hammer can be broken stone 3-4 Million tons, to achieve a major breakthrough in broken technology, really achieved a multiplier effect. It has the advantages of large feed size, large crushing ratio, uniform discharge, high yield, about 85% of granular products, full compliance with the requirements, small supporting power, low energy consumption, easy maintenance and less wearing parts.

箱式破碎机技术参数 SPECIFICATIONS

型号 Model	辊子直径 Roller Diameter(mm)	辊子长度 Roller Length (mm)	进料粒度 Feeding Size(mm)	针对石材 For The Type Of Stone	产量 Capacity(t/h)	功率 Power(kw)
700x1000	700	1000	≤500	压力300MPa各类石材 Pressure 300MPa Various types of stone	50-80	45-55
1000x1000	1000	1000	≤800		70-100	75-90
1000x1200	1200	1000	≤800		90-120	90-110
1200x1200	1200	1200	≤900		130-160	110-132
1400x1400	1400	1400	≤1000		190-210	132-160
1600x1600	1600	1600	≤1000		250-300	160-210
1800x1800	1800	1800	≤1200		300-400	210-280

以上数据仅供参考，数据根据实际工况条件会发生变化，具体详情咨询我们。
The above data is for reference only, the data will change according to the actual working conditions.

锤式破碎机

HAMMER CRUSHER

产品简介

该机适用于矿山、水泥、煤炭、冶金、建材、公路、燃化等行业对中等硬度及脆性物料的细碎，经由高速转动的锤体与物料碰撞破碎物料。它具有结构简单，破碎比大，生产效率高等特点，可作干、湿两种形式破碎。该设备可根据用户要求调整篦条间隙，改变出料粒度，以满足不同用户的不同需求。

PRODUCT INTRODUCTION

This machine is suitable to crush the medium hardness and brittle material in the mining, cement, coal, metallurgy, building materials, highway, gasification and so on. It has the simple structure, high crushing Ratio, high production efficiency, and can be dry or wet crushing . The grate gap of the equipment can be adjusted according to user requirements to get the different final sizes to meet the different needs of different users.



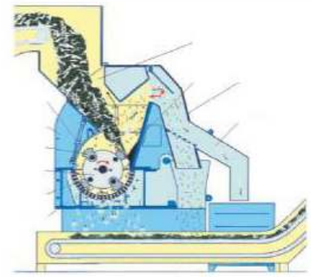



锤式破碎机技术参数 SPECIFICATIONS

型号 Model	给料粒度 Feeding Size(mm)	出料粒度 Discharging Size(mm)	生产能力 Capacity(t/h)	功率 Power(kw)	重量 Weight(t)	外型尺寸 Overall Dimension(mm)
PCΦ400×300	≤200	≤25	5-10	11	0.8	900x670x860
PCΦ600×400	≤250	≤30	10-22	22	2.26	1200x1050x1200
PCΦ800×600	≤250	≤35	18-40	55	4.8	1310x1180x1310
PCΦ1000×800	≤350	≤35	25-50	75	5.9	1600x1390x1575
PCΦ1000×1000	≤500	≤35	30-80	90	8	1800x1590x1775

以上数据仅供参考，数据根据实际工况条件会发生变化，具体详情咨询我们。
The above data is for reference only, the data will change according to the actual working conditions.

PG对辊破碎机

DOUBLE ROLLER CRUSHER



产品简介

对辊破碎机适用于在水泥，化工，电力，冶金，建材，耐火材料等工业部门破碎中等硬度的物料，如石灰石，炉渣，焦碳，煤等物料的中碎，细碎作业。工作可靠、维修简单、运行成本低廉，排料粒度大小可调。

PRODUCT INTRODUCTION

PG Double roller crusher is mainly used to crush material which is below the medium hardness, such as clinker mineral, coke, slag, shale, limestone and so on. It is the most suitable for small and medium non-metal mines and chemical industries to undergo secondary and fine crushing. It has the following features: simple structure, reliable performance, less flour.

2PG对辊破碎机技术参数 SPECIFICATIONS

型号 Model	辊筒规格 Roller specifications (mm)	辊皮厚度 Roller skin thickness (mm)	给料尺寸 Input size (mm)	出料尺寸 Output size (mm)	电机功率 Motor power (KW)
2PGT600*400	ϕ600*400	40	< 20	2-20	15KW*2
2PGT750*500	ϕ750*500	50	< 20	2-20	22KW*2
2PGY0806	ϕ800*600	50	< 20	2-20	22KW*2
2PGY0808	ϕ800*800	50	< 20	2-20	37KW*2
2PGY1080	ϕ1000*800	80	< 20	2-20	55KW*2
2PGY1010	ϕ1000*1010	80	< 20	2-20	55KW*2
2PGY1208	ϕ1200*800	100	< 25	2-20	75KW*2
2PGY1210	ϕ1200*1000	100	< 25	2-20	75KW*2
2PGY1212	ϕ1200*1200	100	< 25	2-20	90KW*2
2PGY1510	ϕ1500*1000	120	< 30	2-20	132KW*2
2PGY1810	ϕ1800*1000	160	< 40	2-20	2200KW*2

以上数据仅供参考，数据根据实际工况条件会发生变化，具体详情咨询我们。
The above data is for reference only, the data will change according to the actual working conditions.

PL立轴制砂机

PL COMBINATION CRUSHER

产品简介

PL复合式破碎机用于破碎各种中硬矿石，可广泛应用于矿山、冶金、耐材、水泥、煤炭、玻璃、陶瓷、电力等行业。具有破碎率高、节能；工作噪声低于75分贝(DB级)，粉尘污染少；受物料影响小受物料水分含量影响小、含水份可达8%左右；适用物料广等优点。

PRODUCT INTRODUCTION

PL combination crusher mainly used for crushing all kinds of hard minerals, it can be widely used in mining, metallurgy, refractories, cement, coal, glass, ceramics, electricity and other industries. High crushing rate and energy saving; Working noise is less than 75 decibels (db level), less dust pollution; Less affected by material moisture content, moisture content up to about 8%; Advantages of wide application of materials.



PL复合式破碎机技术参数 SPECIFICATIONS

型号Model		800	1000	1250	1500	1750	2000
转子直径 Motor Diameter (mm)		650	800	1000	1250	1560	1740
筒体高度 Roller Length (mm)		800	850	850	1000	1410	1550
主轴转速 Main Shaft Rotation Speed (r/min)		1350	970	740	650	600	500
进料粒度 Feeding size(mm)		≤50	≤50	≤50	≤50	≤50	≤50
出料粒度 Discharging Size (mm)		0–5	0–5	0–5	0–5	0–5	0–5
生产能力 Capacity(t/h)		5–15	10–30	20–60	110–132	40–100	80–200
电动机 Power	型号Model	4P	4P	4P	4P	4P	4P
	功率 Power (kw)	30	55	75	110	185–200	220–250
外形尺寸 Overall Dimension (mm)		2200x860x1980	2700x1160x2000	2800x1400x2730	3100x1900x2300	3350x2100x2800	4100x2660x2670

以上数据仅供参考，数据根据实际工况条件会发生变化，具体详情咨询我们。
The above data is for reference only, the data will change according to the actual working conditions.

WS系列细砂回收装置

WS SERIES FINE SAND RECYCLING MACHINE



产品简介

细沙回收机装置是公司吸收国外的先进技术，结合我国的实际情况而精心设计的。广泛应用于水利水电、玻璃厂、建材砂石料细粒、选煤厂粗煤泥的回收及环保工程（泥浆净化等）。

PRODUCT INTRODUCTION

Sand recycling machine is designed by our company absorbing the world advanced technology, combined with the actual working condition. It is widely used in aggregate processing system, glass factory, artificial sand production line, environmental protection project and mud purification of coal preparation plant.

产品优势 Overview of advantages

1、一机多用，简易操作。兼具脱水回收两大功能，节约成本和占地面积。
It not only has both recycling and dehydrating functions but saves cost and floor space.

2、洗砂干净，回收率高。成品砂二次洗砂脱水，80%–90%细砂回收效果。
After second washing and dehydration of finished sand, this machine will recover 80%-90% fine sand.

3、节能环保，利润可观。经济效益15%以上，兼具环保和经济双重效益。
Energy efficient, environmental friendly and considerable profits. This machine possesses both environmental protection and economical benefits.

4、增质增量，排忧解难。提高质量产量，解决成品砂含水量大、杂质多等问题。
High quality and problem-solving. This is machine will improve quality and reduce the level of water content and impurity content.

技术参数 / Technical Specification

型号 Model	给料尺寸 FeedingSize(mm)	筛板尺寸 ScreenSize (mm)	处理能力 Capacity (t/h)	功率 Power (kW)	旋流器规格 Separator (mm)	处理水量 Capacityofwater(t/h)	渣浆泵功率 Powerofpump(kW)	外形尺寸 Oversize (mm)
WS0918	≤10	900x1800	10-20	0.75x2	250	20-50	11	3100x1300x2700
WS0924	≤10	900x2400	10-30	1.1x2	300	40-80	11	3100x1300x2700
WS1224	≤10	1200x2400	20-40	2.2x2	250x2	40-100	11x2	3600x1600x2800
WS1230	≤10	1200x3000	20-50	2.2x2	250x2	40-100	11x2	3600x1600x3400
WS1530	≤10	1500x3000	30-60	5.5x2	250x2	120-200	11x2	4600x1900x2600
WS1845	≤10	1800x4500	80-100	11x2	350x2	150-250	15x2	5000x2250x2800
WS2050	≤10	2000x5000	100-150	15x2	350x2	150-300	18.5x2	5600x2500x2800

以上数据仅供参考，数据根据实际工况条件会发生变化，具体详情咨询我们。
The above data is for reference only, the data will change according to the actual working conditions.

LSX系列洗砂机

LSX SERIES SAND WASHER

产品简介

XL螺旋洗砂机分为双螺旋和单螺旋。可清洗分离砂石中的泥土和杂物，其新颖的密封结构、可调溢流堰板、可靠的传动装置，确保清洗脱水的效果。广泛适用于公路，水电，建筑等行业的洗选、分级、除杂，以及细粒度和粗粒度物料洗选等作业，对建筑和筑路用砂石尤为适宜。

PRODUCT INTRODUCTION

XL Spiral sand washer is divided into double spiral and single spiral. It can clean and separate dirt and debris in the sand. Its novel sealing structure, adjustable overflow weir plate, reliable transmission device ensure the effect of cleaning dehydration. This machine is widely used in highway, hydropower, construction and other industries of washing, grading, impurity, and fine-grained and coarse-grained material washing and other operations. The sand washer is most suitable for building and road construction.



技术参数 / Technical Specification

型号Model	XL515	XL765	XL920	2XL920	XL1120	2XL1120
螺旋直径 Screw Diameter(mm)	515	765	920	920	1120	1120
水槽长度 Sink Length(mm)	7615	7620	7585	7585	9750	9750
进料粒度 Feeding size(mm)	≤10	≤10	≤10	≤10	≤10	≤10
螺旋转速 Screw Speed (r/min)	38	26	100	200	175	350
生产能力 Capacity(t/h)	5–15	20–60	40–110	80–220	50–130	100–260
功率 Power(kw)	5.5	11	11	2 × 11	18.5	2 × 18.5
耗水量 Water Consumption (t/h)	6–60	9–63	10–80	20–160	20–150	40–300

以上数据仅供参考，数据根据实际工况条件会发生变化，具体详情咨询我们。
The above data is for reference only, the data will change according to the actual working conditions.

XSD轮式洗砂机

XSD SERIES SAND WASHER

产品简介

XSD轮斗式洗砂机是配合制砂机使用的一种轮斗式的洗砂设备，它可以将制砂机制出的混合砂子洗去微量的石粉和杂质，从而提高砂子的品质。该系列洗砂机其传动部分均与水、砂隔离，故障率大大低于其他洗砂机，具有结构合理、处理量大、能耗小等特点，是国内砂石行业升级换代的理想产品。

PRODUCT INTRODUCTION

XSD wheel bucket type sand washer is one kind of wheel type sand washer equipment and works together with the sand making machine, it can wash off the stone powder and impurities mixed in sand, thereby enhancing the quality of sand. The series of sand washing machine, Whose driving part are separated from water and sand, so the failure rate is much lower than other sand washing machine. The sand washer has the characteristics of reasonable structure, large processing capacity and low energy consumption.



◉ 技术参数 / Technical Specification

型号 Model	叶轮直径 Impeller (mm)	进料粒度 Feeding Size (mm)	处理能力 Capacity(t/h)	功率 Power (kw)	外形尺寸 Overall Dimension (mm)
XSD2610	Φ2600	≤10	30–60	7.5	3320 × 2125 ×2670
XSD2900	Φ2900	≤10	50–90	15	3810 × 2686 × 3085
XSD3016	Φ3000	≤10	80–120	18.5	3845 × 3000 × 3080
XSD3220	Φ3000	≤10	120–200	22	4150 × 3780 × 3400
XSD3620	Φ3600	≤10	150–280	30	4600 × 3780 × 3900

以上数据仅供参考，数据根据实际工况条件会发生变化，具体详情咨询我们。
The above data is for reference only, the data will change according to the actual working conditions.

ZSW系列振动给料机

ZSW SERIES VIBRATING FEEDER

产品简介

振动给料机在生产流程中，可把块状、颗粒状物料从贮料仓中均匀、定时、连续地给到受料装置中去，在砂石生产线中可为破碎机械连续均匀地喂料，并对物料进行粗筛分，广泛用于冶金、煤矿、选矿、建材、化工、磨料等行业的破碎、筛分联合设备中。具有振动平稳、工作可靠、结构简单、可防止粉尘污染等优点。

PRODUCT INTRODUCTION

During the processing, it can transfer the bulk, granular to the crusher from the stock bin evenly and continuously in the given time. In the stone and sand production line, it can feed the crushing equipment continuously and screen the materials coarsely. It is widely used in the crushing and screening equipment of metallurgy, coal, chemical industry, construction material, grinding industry, etc. It has the advantages of stable vibration, reliable operation, simple structure and prevention of dust pollution.



◉ 技术参数 / Technical Specification

型号Model	料槽尺寸 Size of Trough (mm)	给料尺寸 Feeding Size (mm)	电机功率 Motor Power (kw)	生产能力 Capacity (t/h)	外形尺寸 Overall Dimension (mm)
GZD–650×2300	650×2300	≤300	1.1×2	80	2300×1360×780
ZSW–850×3000	850×3000	≤400	7.5–11	80–120	3110×1800×1600
ZSW–960×3800	960×3800	≤500	11–15	120–210	3850×1950×1630
ZSW–1100×4200	1100×4200	≤580	18. 5	200–430	4400×2050×1660
ZSW–1100×4900	1100×4900	≤580	18. 5	280–500	5200×2050×1700
ZSW–1300×4900	1300×4900	≤650	22	450–600	5200×2350×1750
ZSW–1300×6000	1300×6000	≤700	30	450–680	6100×2350×1750
ZSW–1500×6000	1500×6000	≤1000	37	400–800	6100×2550×1860

以上数据仅供参考，数据根据实际工况条件会发生变化，具体详情咨询我们。
The above data is for reference only, the data will change according to the actual working conditions.

YZK系列圆振动筛

YZK SERIES CIRCULAR VIBRATING SCREEN

产品简介

圆振动筛因其运动轨迹近似于圆，故简称为圆振筛。圆振筛是一种多层数、高效新型振动筛。圆振动筛（圆振筛）采用偏心块调节振幅，物料筛淌线长，筛分规格多，圆振筛广泛应用于矿山、建材、交通、能源、化工等行业的产品分级。具有激振力强、结构简单，维修方便、运转平稳、处理量大、寿命长、噪音低等优点。

PRODUCT INTRODUCTION

The motion path of circular vibrating screen is similar to a circle, hence its name. And the circular vibrating screen is a multi-layer and high efficiency. This kind of screen has long stream line, many specifications and clear screening for different specifications. So it is widely used in the quarry, building material, transportation, energy, chemistry, etc. The utility model has the advantages of strong excitation force, simple structure, convenient maintenance, stable operation, large processing capacity, long service life and low noise.



01

采用偏心块作为激振力，激振力强；
It uses eccentric block to produce strong exciting force; Crossbeam and the main body of the screen are connected with high strength screw bolts. So it has the features of simple structure and easy maintenance;

02

筛子横梁与筛箱采用高强度螺栓，结构简单，维修方便快捷；采用轮胎联轴器，秉性连接，运转平稳；
High strength bolts are used for sieving beams and sieving boxes, which are simple in structure and convenient in maintenance. It adopts the tire coupling, which is mechanically connected and runs smoothly.

03

采用小振幅，高频率，大倾角结构，使该机筛分效率高、处理量大、寿命长、电耗低、噪音小。
With small amplitude, high frequency and large inclination angle, this machine has high screen efficiency, large capacity, long service life, low power consumption and low noise.

技术参数 / Technical Specification

型号 Model	筛面规格 Screen Surface Specification (mm)	筛面层数 Layers	给料尺寸 Feeding Size (mm)	筛孔尺寸 Sieve Pore Size (mm)	生产能力 Capacity (t/h)	功率 Power (kw)	振动频率 Vibrating Frequency (r/min)	双振幅 Stroke (mm)
2YZK1237	3700 × 1200	2	≤400	3–50	30–100	5.5	970	5–9
3YZK1237	3700 × 1200	3	≤400	3–50	30–100	7.5	970	5–9
2YZK1548	4800 × 1500	2	≤400	3–100	30–275	15	970	5–9
3YZK1548	4800 × 1500	3	≤400	3–100	30–275	15	970	5–9
2YZK1848	4800 × 1800	2	≤400	3–100	56–330	18.5	970	5–9
3YZK1848	4800 × 1800	3	≤400	3–100	56–330	18.5	970	5–9
4YZK1848	4800 × 1800	4	≤400	3–80	56–330	22	970	5–9
2YZK1860	6000 × 1800	2	≤400	3–100	65–586	18.5	970	5–9
3YZK1860	6000 × 1800	3	≤400	3–100	65–586	22	970	5–9
4YZK1860	6000 × 1800	4	≤400	3–100	65–586	30	980	5–9
2YZK2160	6000 × 2100	2	≤400	3–100	81–720	22	980	5–9
3YZK2160	6000 × 2100	3	≤400	3–100	81–720	30	970	5–9
4YZK2160	6000 × 2100	4	≤400	3–100	81–720	30	980	5–9
2YZK2460	6000 × 2400	2	≤400	3–150	100–810	22	970	5–9
3YZK2460	6000 × 2400	3	≤400	3–150	100–810	30	980	5–9
4YZK2460	6000 × 2400	4	≤400	3–150	150–850	37	980	5–9
2YZK2870	7000 × 2800	2	≤400	5–100	120–680	22 × 2	750	8
3YZK2870	7000 × 2800	3	≤400	5–100	180–720	22 × 2	750	8
2YZK3070	7000 × 3000	2	≤400	5–100	200–700	37	750	8
3YZK3070	7000 × 3000	3	≤400	5–100	230–800	45	750	8

以上数据仅供参考，数据根据实际工况条件会发生变化，具体详情咨询我们。
The above data is for reference only, the data will change according to the actual working conditions.

皮带输送机

BELT CONVEYOR



本公司生产的胶带输送机系列具有输送量大、结构简单、维修方便、部件标准化等优点，根据输送工艺要求，它可以单台输送，也可多台组成或与其他输送设备组成。

The belt conveyor produced by our company has the advantages of large conveying capacity, simple structure convenient maintenance and standardization of components. According to the technological requirements on conveying, the materials can be conveyed by single set or by integrated equipment with several sets or with other conveying equipment.

◉ 技术参数 / Technical Specification

Belt Width	Transport Length(m) / Power(kw)			Transportation Speed(m/s)	Throughput(t/h)
B400	≤12/1.5	12-20/2.2-4	20-25/4-7.5	1.3-1.6	40-80
B500	≤12/3	12-20/4-5.5	20-30/5.5-7.5	1.3-1.6	60-150
B650	≤12/4	12-20/5.5	20-30/7.5-11	1.3-1.6	130-320
B800	≤6/4	6-15/5.5	15-30/7.5-15	1.3-1.6	280-540
B1000	≤10/5.5	10-20/7.5-11	20-40/11-22	1.3-2.0	430-850
B1200	≤10/7.5	10-20/7.5-15	20-40/15-30	1.3-2.0	655-1280
B1400	≤10/11	10-20/11-22	20-40/22-45	1.25-2.0	400-680
B1600	≤10/15	10-20/22-30	20-50/30-75	1.25-2.0	600-1080

以上数据仅供参考，数据根据实际工况条件会发生变化，具体详情咨询我们。
The above data is for reference only, the data will change according to the actual working conditions.

高压悬辊磨粉机

HIGH PRESSURE SUSPENSION MILL

YGM高压微粉磨粉机被称为微粉碎机或超细粉碎机。高压微粉磨粉机主要用于超长500种材料的超细粉末加工，如长石、滑石、重晶石、大理石、石灰石、炭黑和粘土，细度在80目(0.19毫米)和425目(0.033毫米)之间，最细的粉末是500目(0.025毫米)。



PRODUCT INTRODUCTION

YGM high pressure micropowder mill is known as micro pulveriser or ultrafine pulveriser. High pressure micro powder mill is mainly used for ultra fine powder processing of super long 500 materials, such as feldspar, talc, barite, marble, limestone, carbon black and clay, with finenesses between 80 mesh (0.19 mm) and 425 mesh (0.033 mm), and the finest powder is 500 mesh (0.025 mm).

◉ 技术参数 / Technical Specification

Model 型号	磨环内径尺寸 Grinding ring inner diameter size(mm)	最大进料粒度 Maximum feed size(mm)	成品细度(目) Fineness of finished product (mesh)	产量 Capacity(t/h)	主机转速 Rotation speed of main engine(r/min)	外形尺寸长×宽×高 Overall dimensions L×W×H(mm)
YGM95	950	≤25	80-800	0.5-6.5	132	7350×5900×7900
YGM130	1280	≤30	80-600	2-13.8	106	8000×8550×9700
YGM138	1380	≤30	80-600	2.9-17.5	105	9700×8500×10200
YGM160	1600	≤30	80-425	5-25	92	9230×10116×10510
YGM178	1800	≤35	80-425	6.5-32	78	9368×11500×11000
YGM190	1900	≤35	80-425	8.4-40	72	10465×11372×11500
YGM218	2200	≤40	80-425	12-55	65	16000×17000×13500

以上数据仅供参考，数据根据实际工况条件会发生变化，具体详情咨询我们。
The above data is for reference only, the data will change according to the actual working conditions.

微粉磨

BALL MILL

ZSM超细微粉磨又称"中速微粉磨"，是基于国内磨机市场发展趋势和需求情况，汲取瑞典粉磨技术，为超细粉加工用户量身设计的一款新设备。主要适用于方解石、碳酸钙、白云石、滑石等莫氏硬度9级以下，湿度6%以下的非易燃易爆物料。广泛用于造纸、塑料、涂料、陶瓷、水泥、玻璃、冶炼、耐火材料、工艺建筑、装饰装修等生产应用领域。

ZSM ultrafine mill, also known as "medium-speed micro-powder mill", is a new equipment designed for ultra-fine powder processing users based on the development trend and demand of the domestic mill market and the Swedish grinding technology. It is mainly suitable for non-flammable and explosive materials such as calcite, calcium carbonate, dolomite, and talc with Mohs hardness below 9 and humidity below 6%. Widely used in papermaking, plastics, coatings, ceramics, cement, glass, smelting, refractory materials, craft construction, decoration and other production applications.



◉ 技术参数 / Technical Specification

名称 Model		ZSM60	ZSM80	ZSM90	ZSM100	ZSM125	ZSM168
环辊数量(个) Ring rollers(pcs)		12	21	24	36	44	44
工作直径(mm) Roller Diameter*height(mm)		Φ600	Φ800	Φ900	Φ1000	Φ1250	Φ1680
磨环及滚道数量(个) Number of grinding rings and raceways		1×3	1×3	2×4	2×4	2×4	2×4
主机转速(r/min) Main Engine Speed(r/min)		230-240	230-240	200-220	180-200	135-155	120-130
最大进料粒度(mm) Maximum Feed Size(mm)		≤10	≤10	≤20	≤20	≤20	≤20
成品粒度(mesh) Finished Particle Size(mesh)		325-2500	325-2500	325-2500	325-2500	325-2500	325-2500
产量(kg/h) Capacity(t/h)		300-3000	500-4500	800-6500	1000-8500	2500-14000	5000-25000
给料机 Feeding Machine	类型 Type	裙边带式给料机 Skirt belt feeder					
	型号 Model	B300x60	B300x60	B300x60	B300x60	B300x80	B400x80
	功率(kW) Power	1.5	1.5	1.5	1.5	1.5	1.5
主机 Host	功率(kW) Power	45	55	45×2	132	185	315
微粉磨 Powder separator	功率(kW) Power	15	18.5	22	30	75	132
除尘器 Dust Collector	型号 Model	DMC96	DMC160	LDCM35-7	LDCM35-8	LDCM72-8	LDCM72-8x2
	功率(kW) Power	37	45	55	75	132	220
出料螺旋 Discharge Screw	功率(kW) Power	--	3	3/5.5	7.5	7.5	7.5x2
卸料阀 Discharge Valve	功率(kW) Power	0.75x2/0.75x1	0.75x1	1.1x1	1.5x1	1.5x2	1.5x2
空压机 Air Compressor	功率(kW) Power	7.5	11 15	15	22	37	55
总重量(t) Total Weight		12.5	16.5	24.6	32.2	54	76
外形尺寸(mm) Dimensions		12000x4500x6000	14000x4700x6200	14700x4800x8600	18000x4600x8600	14000x9000x10250	26300x7500x11900

以上数据仅供参考，数据根据实际工况条件会发生变化，具体详情咨询我们。
The above data is for reference only, the data will change according to the actual working conditions.

可逆式制砂机

REVERSIBLE SAND MAKING MACHINE

欧版可逆式制砂机是电动机通过皮带传动带动转子旋转，而转子的旋转又带动转子上的板锤高速旋转，打击进入破碎区的物料，物料被板锤冲击而破碎。已破碎的物料又高速冲上反击区再次被破碎。这样，物料经过多次冲击形成了粒度小于板锤与反击板之间的间隙的颗粒而排出。

The European version of the reversible sand making machine is a motor that drives the rotor to rotate through a belt drive, and the rotation of the rotor drives the plate hammer on the rotor to rotate at high speed, hitting the materials entering the crushing area, and the materials are crushed by the impact of the plate hammer. The crushed materials rush to the counterattack area at high speed and are crushed again. In this way, the materials are discharged after multiple impacts to form particles with a particle size smaller than the gap between the plate hammer and the counterattack plate.





产品优势 Overview of advantages

1、转子两侧有对称可调反击架，能保证出料粒度，转子直径大，板锤锤柄长，细料比例高≤5mm占50%；

2、组合式复合板锤，板锤使用寿命长，停机时间少；

3、维修简单：机器上可带液压开启装置，易损件更换更方便；

1. There are symmetrical and adjustable impact racks on both sides of the rotor to ensure the particle size of the material. The rotor diameter is large, the hammer handle is long, and the fine material ratio is high, ≤5mm accounts for 50%;

2. Combined composite hammer, the hammer has a long service life and less downtime;

3. Simple maintenance: The machine can be equipped with a hydraulic opening device, which makes it easier to replace wearing parts;



技术参数 / Technical Specification

型号 Model	转子工作直径*长度 Rotor working diameter*length(mm)	最佳进料尺寸 Optimum feed size (mm)	处理能力 Capacity(t/h)	功率 Power(kw)	重量 Weight(t)	转子速度 Rotor speed (r/min)
MTK-100	ϕ1000x1000	50	50-70	75	8.6	950
MTK-200	ϕ1200x1000	60	70-100	110	12	738
MTK-300	ϕ1300x1200	80	120-150	160	18.8	700-780
MTK-400	ϕ1400x2000	100	150-180	200	25.5	650-720
MTK-500	ϕ1500x2000	120	180-200	250-280	36.8	610-700

以上数据仅供参考，数据根据实际工况条件会发生变化，具体详情咨询我们。
The above data is for reference only, the data will change according to the actual working conditions.

粗粉磨粉机
COARSE POWDER MILL



产品简介

ZHM粗粉磨主要适宜中碎和细碎抗压强度不高于320MPa（兆帕）的各种软硬矿石，广泛应用于冶金、矿山、化工、水泥、煤矸石、建筑、制砂、耐火材料及陶瓷等工矿企业。

PRODUCT INTRODUCTION

ZHM coarse Power Mill is mainly suitable for medium and fine crushing of various soft and hard ores with compressive strength not higher than 320MPa (megapascal), and is widely used in metallurgy, mining, chemical industry, cement, coal gangue, construction, sand making, refractory materials and Ceramics and other industrial and mining enterprises.

◉ 技术参数 / Technical Specification

型号 Model	ZHM75	ZHM90	ZHM132
转子直径/长度(mm) Rotor Diameter/length	750x800	90x120	1150x1500
转速(rpm) Speed	800-1000	800-1000	550-800
最大进料粒度(mm) Maximum Feed Size	<30	<40	<50
出料粒度(mm) Discharge Particle Size	0-3	0-5	0-8
处理能力(t/h) Processing Capacity	8.0-15	15-40	40--70
电机功率(kW) Motor Power	55-75	75-90	110-132
电机型号 Motor Model	4级(Level 4)	4级(Level 4)	6级(Level 6)
锤头数量(个) Number Of Hammer Heads (pcs)	18	32	32
重量(t) Weight	10.2	13.5	14.8
外形尺寸(长x宽x高)mm Dimensions (LxWxH)	2310×1665×1610	2840x2100x2020	3720×2650×2540

以上数据仅供参考，数据根据实际工况条件会发生变化，具体详情咨询我们。
The above data is for reference only, the data will change according to the actual working conditions.

磁选机
MAGNETIC SEPARATOR



产品简介

本机广泛用于选矿、洗煤和化工等部门，用于湿式选别粒度为6-0毫米的强磁性矿物，并将矿物分为磁性物及非磁性物两种产品。它所选别的强磁性物的比磁化系数X应不低于3000×106cm3/克，属于这类矿物有磁铁矿，磁黄铁矿等，对于赤铁矿、褐铁矿、菱铁矿等须予选进行磁化焙烧，方能进行选别。

PRODUCT INTRODUCTION

ZHM coarse Power Mill is mainly suitable for medium and fine crushing of various soft and hard ores with compressive strength not higher than 320MPa (megapascal), and is widely used in metallurgy, mining, chemical industry, cement, coal gangue, construction, sand making, refractory materials and Ceramics and other industrial and mining enterprises.

型号Model	筒径 Shell diameter (mm)	筒长 Shell length(mm)	圆筒转速Shell rotation speed (r/min)	给料粒度 Feeding size (mm)	处理量 Processing capacity(t/h)	功率Power(kw)
CTB6012	600	1200	<35	2–0	10–20	1.5
CTB6018	600	1800	<35	2–0	15–30	2.2
CTB7518	750	1800	<35	2–0	20–45	2.2
CTB9018	900	1800	<35	3–0	40–60	3
CTB9021	900	2100	<35	3–0	45–60	3
CTB9024	900	2400	<28	3–0	45–70	4
CTB1018	1050	1800	<20	3–0	50–75	5.5
CTB1021	1050	2100	<20	3–0	50–100	5.5
CTB1024	1050	2400	<20	3–0	60–120	5.5
CTB1218	1200	1800	<18	3–0	80–140	5.5
CTB1224	1200	2400	<18	3–0	85–180	7.5
CTB1230	1200	3000	<18	3–0	100–180	7.5
CTB1530	1500	3000	<14	3–0	170–280	11

以上数据仅供参考，数据根据实际工况条件会发生变化，具体详情咨询我们。
The above data is for reference only, the data will change according to the actual working conditions.

回转烘干机

ROTARY DRYER

产品简介

烘干机主要用于选矿、建材、冶金、化工等部门烘干一定湿度或粒度的物料。回转烘干机对物料的适应性强，可以烘干各种物料，且设备操作简单可靠，故得到普遍采用。

PRODUCT INTRODUCTION

Drum dryer is mainly used for drying materials with some moisture and granularity in ore beneficiation, building material, metallurgy and chemical department. Rotary dryer has high adaptability to the materials so that it can be used for drying all kinds of materials, and in addition, the operation of this equipment is simple and reliable, for this reason, it gets wide application.



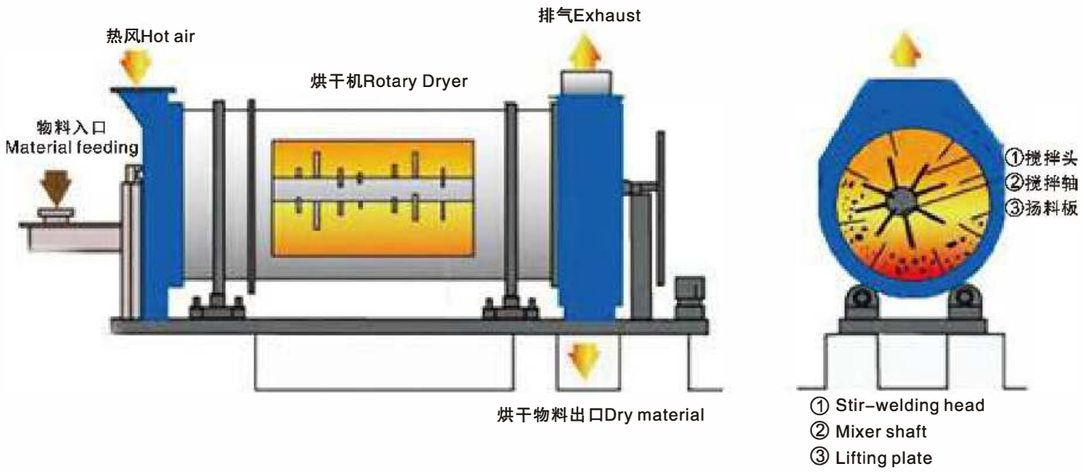



回转烘干机术参数 TECHNICAL PARAMETERE OF ROTARY DRYER

规格 (直径×长度) Spec./m (Dia.×Length)(m)	筒体容积 Shell Cubage (m^3)	处理能力 Capacity (t/h)	安装斜度 Installation Obliquity (%)	最高进气温度 Highest Inlet Air Temperature (℃)	主电动机 Main Motor (kw)	总重量 Total weight(t)
Φ1.2×8.0	9.0	1.9–2.4	3–5	700–800	7.5	9
Φ1.2×10	11.3	2.4–3.0	3–5	700–800	7.5	11
Φ1.5×12	21.2	4.5–5.7	3–5	700–800	15	18.5
Φ1.5×14	24.7	5.3–6.6	3–5	700–800	15	19.7
Φ1.5×15	26.5	5.7–7.1	3–5	700–800	15	20.5
Φ1.8×12	30.5	6.5–8.1	3–5	700–800	18.5	21.5
Φ1.8×14	35.6	7.6–9.5	3–5	700–800	18.5	23
Φ2.2×12	45.6	9.7–12.2	3–5	700–800	22	33.5
Φ2.2×14	53.2	11.4–14.2	3–5	700–800	22	36
Φ2.2×16	60.8	13.0–16.2	3–5	700–800	22	38
Φ2.4×14	63.3	13.5–16.9	3–5	700–800	37	45
Φ2.4×18	81.4	17.4–21.7	3–5	700–800	37	49
Φ2.4×20	90.4	19.3–24.1	3–5	700–800	45	54
Φ2.4×22	99.5	21.2–26.5	3–5	700–800	45	58
Φ2.6×24	127.4	27.2–34.0	3–5	700–800	55	73
Φ3.0×20	141.3	30.1–37.7	3–5	700–800	75	85
Φ3.0×25	176.6	37.7–47.1	3–5	700–800	75	95
Φ3.2×25	201	42.9–53.6	3–5	700–800	90	110
Φ3.6×28	285	60.8–76.0	3–5	700–800	160	135

以上数据仅供参考，数据根据实际工况条件会发生变化，具体详情咨询我们。
The above data is for reference only, the data will change according to the actual working conditions.

三回程烘干机

THREE-PASS DRYER

产品简介

三回程烘干机比传统单筒式烘干机保热效果更好，本机采用欧洲最新节能技术，由内筒、中筒及外筒形成一个自保温循环结构体，占地面积小，对安装场地要求少，工作效率更高，更节能，环保。

三回程烘干机主要用于烘干一定湿度范围内颗粒物料，如干粉砂浆行业所用的黄砂、铸造行业用的各种规格型砂。建材水泥行业用的高炉矿渣。根据不同行业对烘干后物料终水份要求，烘干后的物料含水量可以达到1—0.5%以下，出料温度基本低于60度　可直接进料库　无需进冷却机进行冷却　节省了工序生产成本。

PRODUCT INTRODUCTION

The heat preservation of the three drum dryer is much better than the traditional single-cylinder dryer, which takes the advanced European energy-saving technology. It forms a self-heating loop structure from the inner cylinder, the middle cylinder and the outer cylinder. Less installation requirement, higher working efficiency, energy saving and environment protection are its advantages. The three-pass dryer is mainly used for drying granular materials in a certain humidity range, such as yellow sand used in the dry mortar industry and various specifications of sand used in the foundry industry, blast furnace slag for building materials and cement industry. According to the requirements of different industries for the final moisture content of the dried materials, the moisture content of the dried materials can reach below 1-0.5%, and the discharge temperature is basically lower than 60 degrees, so the final materials can be directly fed into the storage tank without cooling into the cooler, which greatly saves the production cost.





三回程烘干机技术参数 TECHNICAL PARAMETERE OF THREE-PASS DRYER

型号Model	Φ2.0×4m	Φ2.5×5m	Φ2.5×7m	Φ2.7×7m	Φ3.0×7.0m	Φ3.2×7.0m	Φ3.6×8m
直径Diameter of outer cylinder(m)	2.0	2.5	2.5	2.7	3.0	3.2	3.6
长度Length of outer cylinder(m)	4	5	7	7	7.0	7.0	8
容积Cylinder volume(m^3)	16.63	16.63	16.63	16.63	52.678	52.678	81.38
转速Rotating speed of cylinder(rpm)	4–10	4–10	4–10	4–10	4 –10	4 –10	4 –10
最大水分 Initial moisture of slag(%)	10–12	10–12	10–12	10–12	10–12	10–12	10–12
处理后水分 Final moisture of slag(%)	1	1	1	1	1	1	1
沙子最大水分Initial moisture of yellow ground(%)	8–10	8–10	8–10	8–10	8–10	8–10	8–10
沙子最终水分Final moisture of yellow ground (%)	0.5–1	0.5–1	0.5–1	0.5–1	0.5–1	0.5–1	0.5–1
最高温度Highest intake air temperature(℃)	700–750℃	700–750℃	700–750℃	700–750℃	700–750℃	700–750℃	700–750℃
生产能力Capacity(T/h)	黄沙15–20 矿渣10–15	黄沙20–25 矿渣15–20	黄沙25–30 矿渣20–25	黄沙30–35 矿渣25–30	黄沙35–40 矿渣30–35	黄沙45–50 矿渣35–40	黄沙65–70 矿渣60–65
电机Motor type	Y2–132m–4E	Y2–132m–4E	Y2–132m–4E	Y2–132m–4E	Y2–160m–4	Y2–160m–4	Y2–160m–4
电机功率Motor power(kw)	4×2	5.5×2	7.5×2	11×2	7.5×4	7.5×4	15×4
减速机类型Reducer type	XWD7–23–11W	XWD7–23–11W	XWD7–23–11W	XWD7–23–11W	XWD6–23–7.5KW	XWD6–23–7.5KW	XWD8–23–15KW
减速器传动比 Velocity ratio of reducer	29	29	29	29	29	29	29

以上数据仅供参考，数据根据实际工况条件会发生变化，具体详情咨询我们。

The above data is for reference only, the data will change according to the actual working conditions.

脉冲除尘器
PULSE DUST COLLECTOR



产品简介

PPC型气箱脉冲袋式收尘器广泛适用于建材、水泥、冶金、机械、化工和耐水材料行业，特别适用于水泥厂的破碎、包装、库顶、熟料冷却机和各种磨机等收尘系统（或除尘系统），适用性较强。

PRODUCT INTRODUCTION

PPC type air box pulse bag dust collector is widely suitable for building materials cement metallurgy machinery chemicals refractory material industry and especially is applied to crushing of cement factory packing top of the libary clinker cooling machine and all kinds of mill dust collecting system (or dust removal system), with a strong adaptability.

技术参数 / Technical Specification

型号Model	处理风量 Processing Air Quantity(m^3/min)	过滤风速 Filtration Velocity (m/min)	总过滤面积 Total Filtration Area(m^2)	净过滤面积 Net Filtration Area (m^2)	收尘室室数 Dust Chamber Number(a)	滤袋总个数 Total Number Of Filtration Bags(a)
PPCS96-4	26800	1.2-2.0	375	279	4	384
PPCS96-5	3340		456	372	5	480
PPCS96-6	40100		557	465	6	576
PPCS96-7	46800		650	557	7	672
PPCS96-8	53510		774	650	8	768
PPCS96-9	60100		838	774	9	864
PPCS96-2×5	66900		929	936	10	960
PPCS96-2×6	80700		1121	1028	12	1150
PPCS96-2×7	94100		1308	1215	14	1344
PPCS96-2×8	107600		1494	1401	16	1536
PPCS96-2×9	121000		1681	1588	18	1728
PPCS96-2×10	134500		1868	1775	20	1920
PPCS32-3	6900		93	62	3	96
PPCS32-4	8930		124	93	4	128
PPCS32-5	11160		155	124	5	160
PPCS32-6	13390		186	155	6	192
PPCS64-4	17300		248	186	4	256
PPCS64-5	22300		310	248	5	320
PPCS64-6	26700		372	310	6	384
PPCS64-7	31200		434	372	7	448
PPCS64-8	35700		496	434	8	512

滚筒筛
DRUM SCREEN





产品简介

该滚筒筛用于粉状物料的分级，筛滤效果好，60-200目筛网。动力：0.75-3kw，产量：500-1500kg/h。

1、安装倾斜角小，不易堵塞；
2、占据空间小；
3、噪音低，粉尘污染少；
4、运转平稳；
5、筛分效率高；
6、产量大；
7、便于工艺布置。

PRODUCT INTRODUCTION

Drum screen is suitable for classifying powdery materials with outstanding screening effect. The screen mesh is 60-200; power is 0.75-3kw and output is 500-1500kg/h.

1. The angle of inclination of installation is small and the machine is not very easy to be blocked.
2. Drum screen covers a small size.
3. Low noise and little powder dust pollution
4. Stable operation
5. High screening efficiency
6. Big output
7. Convenient installation

滚筒筛技术参数 TECHNICAL PARAMETERE OF DRUM SCREEN

型号Model	产量Yield(m^3/h)		功率Power(kw)
	筛孔Sieve hole(2mm)	筛孔Sieve hole(30mm)	
YTS1230	12	100	5.5
YTS1240	14	120	5.5
YTS1250	15	140	5.5
YTS1530	18	150	5.5
YTS1540	18	150	7.5
YTS1550	20	180	11
YTS1560	22	200	11
YTS2040	25	250	15
YTS2050	30	300	15
YTS2060	35	350	18.5

以上数据仅供参考，数据根据实际工况条件会发生变化，具体详情咨询我们。
The above data is for reference only, the data will change according to the actual working conditions.

圆筒洗石机
DRUM STONE WASHING MACHINE



产品简介

圆筒洗石机主要用于砂石骨料的清洗脱泥作业。该机进料粒度大，可使冲洗后的骨料含泥量低于0.5%，含水量低于2%。该设备广泛用于各种难洗的大块矿石，该洗矿机分圆筒型和圆筒加筛条型两种。后一种可把被洗物料分成+40mm和-40mm两级产品，-40mm可再经双螺旋槽式洗矿机进一步擦洗可将物料分为+2mm和-2mm两级产品，洗矿效率可达98%左右，这种组合对目前难洗矿石是有效的方法。

PRODUCT INTRODUCTION

The drum stone washing machine is mainly used for cleaning and desludging of sand and gravel aggregates. The feed size of the machine is large, which can make the aggregate mud content less than 0.5% and the water content less than 2% after washing. The equipment is widely used for various large ores that are difficult to wash. The ore washing machine is divided into two types: drum type and drum plus screen type.

技术参数 / Technical Specification

规格型号 Model	筒体直径×长度 Cylinder diameter × length(m×m)	最大清洗物料 Maximum cleaning material(mm)	生产能力 Capacity(t/h)	筒体转速 Cylinder speed(r/min)	主机功率 Power(kw)
YTX1530	Φ1.5×3.0	50	70-140	30	55
YTX1836	Φ1.8×3.6	80	120-200	25	75
YTX2145	Φ2.1×4.5	150	180-250	21	110
YTX2450	Φ2.4×5.0	200	230-300	18	160
YTX2760	Φ2.7×6.0	250	280-420	16	220
YTX3075	Φ3.0×7.5	300	400-500	15	2×185

以上数据仅供参考，数据根据实际工况条件会发生变化，具体详情咨询我们。
The above data is for reference only, the data will change according to the actual working conditions.

高效液压旋回破碎机
GYRATORY CRUSHER



产品简介

HGT旋回式破碎机集机械、液压、电气、自动化、智能控制等技术于一体，对标国际的旋回破碎机技术，是一款大产能、智能化的新型粗碎设备。与传统旋回式破碎机相比，HGT旋回式破碎机破碎效率更高、使用成本低、维护调整方便，可以给用户提供智能的超大产能粗碎解决方案。

PRODUCT INTRODUCTION

HGT gyratory crusher integrates mechanical, hydraulic, electrical, automation, intelligent control and other technologies, benchmarking against international gyratory crusher technology, and is a new type of coarse crushing equipment with large capacity and intelligence. Compared with traditional gyratory crushers, HGT gyratory crusher has higher crushing efficiency, low use cost, and convenient maintenance and adjustment, which can provide users with intelligent large-capacity coarse crushing solutions.

型号 Model	进料口 Feed(mm)	最大进料 Maximum feed(mm)	出料口 Output(mm)	产量 Capacity(t/h)	功率 Power(kw)	外形尺寸 Dimensions(mm)
HGT4265	1065	900	140-175	2015-2875	400	3940×4170×6900
HGT5065	1270	1050	150-175	2400-2940	400	4460×4430×7610
HGT5475	1370	1150	150-200	2890-3490	450	4930×4925×8410
HGT6275	1575	1350	150-200	2895-4335	450	5580×5250×9090
HGT6089	1525	1300	165-230	4200-5810	630	5590×5445×10470
HGT60110	1525	1300	175-250	5540-8895	1250	6200×5940×11390

以上数据仅供参考，数据根据实际工况条件会发生变化，具体详情咨询我们。
The above data is for reference only, the data will change according to the actual working conditions.

球磨机
BALL MILL



产品简介

球磨机是物料被破碎之后，再进行粉碎的关键设备。球磨机广泛应用于水泥，硅酸盐制品，新型建筑材料、耐火材料、化肥、黑色与有色金属选矿以及玻璃陶瓷等生产行业，对各种矿石和其它可磨性物料进行干式或湿式粉磨。

PRODUCT INTRODUCTION

Ball mill is the key equipment for crushing materials after they are broken. Ball mill is widely used in cement, silicate products, new building materials, refractory materials, fertilizers, black and non-ferrous metal beneficiation, glass and ceramics and other production industries to grind various ores and other grindable materials by dry or wet method.

规格型号 Model	筒体转速 Shell rotation speed (r/min)	装量球 Ball load(t)	进料粒度 Feeding size(mm)	出料粒度 Discharging size(mm)	产量 Capacity (t/h)	电机功率 Motor power(kw)	总重量 Total weight(t)
Φ900 x 1800	36	1.5	≤20	0.075–0.89	0.65 – 2	18.5	5.5
Φ900 x 3000	38	2.7	≤20	0.075–0.89	1.1– 3.5	22	6.7
Φ1200 x 2400	36	3	≤25	0.075–0.6	1.5– 4.8	30	12
Φ1200 x 3000	36	3.5	≤25	0.074–0.4	1.6–5	37	12.8
Φ1200 x 4500	36	5	≤25	0.074–0.4	1.6–5.8	55	13.8
Φ1500 x 3000	32.4	7.5	≤25	0.074–0.4	2–5	75	16.8
Φ1500 x 4500	29.7	11	≤25	0.074–0.4	3–6	110	21
Φ1500 x 5700	27	12	≤25	0.074–0.4	3.5–6	130	25.8
Φ1830 x 3000	25.4	11	≤25	0.074–0.4	4–10	130	29
Φ1830 x 4500	25.4	15	≤25	0.074–0.4	4.5–12	155	35.5
Φ1830 x 6400	24.1	21	≤25	0.074–0.4	6.5–15	210	43
Φ1830 x 7000	24.1	23	≤25	0.074–0.4	7.5–17	245	43.8
Φ2100 x 3000	23.7	15	≤25	0.074–0.4	6.5– 36	155或180	34.8
Φ2100 x 4500	23.7	24	≤25	0.074–0.4	8– 43	245	42
Φ2100 x 7000	23.7	26	≤25	0.074–0.4	8– 48	280	56.6
Φ2200 x 4500	21.5	27	≤25	0.074–0.4	9– 45	280	51.8
Φ2200 x 6500	21.7	35	≤25	0.074–0.4	14–26	380	60
Φ2200 x 7000	21.7	35	≤25	0.074–0.4	15–28	380	62
Φ2200 x 7500	21.7	35	≤25	0.074–0.4	15–30	380	64.8
Φ2400 x 3000	21	23	≤25	0.074–0.4	7–50	245	58
Φ2400 x 4500	21	30	≤25	0.074–0.4	8.5–60	320	69
Φ2700 x 4000	20.7	40	≤25	0.074–0.4	12–80	400	94
Φ2700 x 4500	20.7	48	≤25	0.074–0.4	12–90	480	102
Φ3200 x 4500	18	65	≤25	0.074–0.4	按工艺条件定	630	137
Φ3600 x 4500	17	90	≤25	0.074–0.4	按工艺条件定	1000	158
Φ3600 x 6000	17	110	≤25	0.074–0.4	按工艺条件定	1250	175
Φ3600 x 8500	18	131	≤25	0.074–0.4	45.8 – 256	1800	252
Φ4000 x 5000	16.9	121	≤25	0.074–0.4	45 – 208	1500	203
Φ4000 x 6000	16.9	146	≤25	0.074–0.4	65 – 248	1600	218
Φ4000 x 6700	16.9	149	≤25	0.074–0.4	45 – 252	1800	238
Φ4500 x 6400	15.6	172	≤25	0.074–0.4	54 – 306	2000	280
Φ5030 x 6400	14.4	216	≤25	0.074–0.4	68 – 386	2600	320
Φ5030 x 8300	14.4	266	≤25	0.074–0.4	88 – 500	3300	403
Φ5500 x 8500	13.8	338	≤25	0.074–0.4	108 – 615	4500	525

以上数据仅供参考，数据根据实际工况条件会发生变化，具体详情咨询我们。
The above data is for reference only, the data will change according to the actual working conditions.

棒磨机
ROD MILL



棒磨机有干式和湿式两种形式可供选择，用户可根据自己的实际情况加以选择。公司采用先进的可控进出料技术，结合实际的研磨物料应配用合适的研磨体，以传统的点接触改为线接触，使出料粒度更为均匀，产量更高，广泛使用于耐材、化工、冶金、玻璃等行业对磨后成品均匀度要求比较高的研磨作业，近年来还用于建筑用砂的制砂行业等。

PRODUCT INTRODUCTION

Rod mills are available in dry and wet types, and users can choose according to their actual conditions. The company adopts advanced controllable feeding and discharging technology, and combines the actual grinding materials with suitable grinding bodies, changing the traditional point contact to line contact, so that the discharge particle size is more uniform and the output is higher. It is widely used in grinding operations that require relatively high uniformity of the finished product in industries such as refractory materials, chemicals, metallurgy, and glass. In recent years, it has also been used in the sand making industry for construction sand.

棒磨机技术参数 SPECIFICATIONS

型号规格 Model	直径Diameter	长度Length	筒体转速 Shell rotation speed(r/min)	给料粒度 Feeding size (mm)	出料粒度 Discharging size (mm)	产量 Capacity (t/h)	功率Motor power(kw)	装棒量 Stick quantity
GMB1835	1800	3500	22.8	≤25	≤5	20–50	160	13
GMB2136	2100	3600	20.9	≤25	≤5	30–70	210	18
GMB2145	2100	4500	20.9	≤25	≤5	50–80	250	20
GMB2436	2400	3600	19	<20	≤5	60–120	280	21
GMB2736	2700	3600	17.5	<20	≤5	100 ~ 220	400	24
GMB2745	2700	4500	17.5	<20	≤5	120 ~ 250	500	27
GMB3245	3200	4500	16	<20	≤5	300 ~ 450	800	50
GMB3645	3600	4500	15	<20	≤5	430 ~ 580	1000	55

以上数据仅供参考，数据根据实际工况条件会发生变化，具体详情咨询我们。
The above data is for reference only, the data will change according to the actual working conditions.

履带颚式移动破碎站

CRAWLER JAW MOBILE CRUSHING PLANT



履带颚式移动破碎站是我公司根据市场需求，研发的全液压驱动履带式车用地盘行走的移动破碎筛分设备。采用自行驱动方式，功能齐全、造型美观，在任何地形条件下，均可到达工作场地的任意位置，其排料粒度大小可调节，破碎规格多样化，广泛适用于冶金、化工、建材、水电等需要经常搬迁的作业的物料加工。

Crawler Jaw Mobile Crushing Plant is a mobile crushing and screening plant developed by our company in accordance with the market demand, which is fully hydraulic driven crawler type vehicle ground travelling mobile crushing and screening equipment. It adopts self-propelled drive mode, complete functions, beautiful shape, and can reach any position of the working site under any terrain conditions, with adjustable discharge size and diversified crushing specifications, which is widely applied to the material processing of metallurgy, chemical industry, building materials, hydropower and other operations that need to be relocated frequently.

型号Model	TC106	TC116	TC120
颚式破碎机Jaw Crusher			
型号Model	C106	C116	C120
最大进料Maximum feeding size	600mm	650mm	740mm
最大出料Minimum outlet	70-200mm	70-200mm	70-175mm
电机功率Motor Power	110KW	132KW	160KW
主皮带机Main conveyor			
型号Model	B1000*12m	B1000*12m	B1000*12.9m
驱动方式Drive method	输送机电机Conveyor motor 11KW	输送机电机Conveyor motor 11KW	输送机电机Conveyor motor 15KW
电力系统Power system			
发电机Generator	300KW	300KW	360KW
电气系统Electrical System	颚式破碎机的电机由软启动驱动，其他电机直接启动。 The motor of the jaw crusher is driven by soft start, other motors are directly started.		

以上数据仅供参考，数据根据实际工况条件会发生变化，具体详情咨询我们。
The above data is for reference only, the data will change according to the actual working conditions.

履带反击式移动破碎站

CRAWLER IMPACT MOBILE CRUSHING PLANT



履带反击式移动破碎站是公司自主研发的全液压驱动履带式车用地盘行走的移动破碎筛分设备，功能齐全，高性能，高可靠性，造型美观，在任何地形条件下，均可到达工作场地的任意位置。广泛适用于路桥建设、城市建筑、冶金、能源等部门的破碎、筛分作业。

Crawler Impact Mobile Crushing Plant is the company's self-developed fully hydraulic drive crawler vehicle ground travelling mobile crushing and screening equipment, full-featured, high-performance, high-reliability, beautiful styling, in any terrain conditions, can be reached at any location of the work site. It is widely used in crushing and screening operations in road and bridge construction, urban construction, metallurgy, energy and other sectors.

型号Model	TF150	TF250	TF350
反击破Impact Crusher			
型号Model	LF150	LF250	LF350
最大进料Maximum feeding size	500mm	700mm	800mm
产量Capacity	100-200t/h	200-400t/h	300-500t/h
电机功率Motor Power	90-200KW	180-250KW	200-400KW
返料筛Return screen			
型号Model	2YK1530	2YS1640	YS1740
驱动方式Drive method	振动电机Vibration motor 3.7KW*2	振动电机Vibration motor 3.7KW*2	振动电机Vibration motor 5.5KW*2
电力系统Power system			
发电机Generator	360KW	500KW	520KW
电气系统Electrical System	冲击破碎机电机变频启动，给料机变频启动，其他电机直接启动。 The impact crusher motor is started by frequency conversion, the feeder is started by frequency conversion, and other motors are started directly.		

以上数据仅供参考，数据根据实际工况条件会发生变化，具体详情咨询我们。
The above data is for reference only, the data will change according to the actual working conditions.

履带圆锥式移动破碎站

CRAWLER JAW MOBILE CRUSHING PLANT



履带圆锥式移动破碎站是我公司吸取欧美同类产品的先进理念，结合国内生产所需，不断设计研制出的新型设备。采用履带式的驱动方式，技术过硬，功能齐全，在复杂地形条件下，此设备均可直接开到工作场地的任意位置，不需运输。成品粒度可根据客户需求灵活调节，成本少，收益好。履带式移动破碎站可量身定制满足不同规模的生产破碎作业，物料适用范围广。

Crawler Cone Mobile Crushing Plant is a new type of equipment designed and developed by our company by absorbing the advanced concepts of similar products in Europe and America and combining them with the requirements of domestic production. Adopting crawler drive mode, excellent technology and complete functions, this equipment can be driven directly to any position of the workplace without transport in complex terrain conditions. The granularity of the finished product can be flexibly adjusted according to the customer's demand, with low cost and good profit. Crawler mobile crushing plant can be tailored to meet different scales of production and crushing operations, materials applicable to a wide range.

型号Model	THP200	THP300	THP400
圆锥破Cone Crusher			
型号Model	THP200	THP300	THP400
最大进料Maximum feeding size	150mm	200mm	260mm
最大出料Minimum outlet	16mm	10mm	20mm
电机功率Motor Power	160KW	220KW	280KW
返料筛Return screen			
型号Model	YK1500*3800	YK1600*4000	YK1500*3800
驱动方式Drive method	振动电机Vibration motor 3.7KW*2	振动电机Vibration motor 3.7KW*2	振动电机Vibration motor 3.7KW*2
电力系统Power system			
发电机Generator	320KW	500KW	500KW
电气系统Electrical System	圆锥破碎机电机变频启动，给料机变频启动，其他电机直接启动。 The cone crusher motor is started by frequency conversion, the feeder is started by frequency conversion, and other motors are started directly.		

以上数据仅供参考，数据根据实际工况条件会发生变化，具体详情咨询我们。
The above data is for reference only, the data will change according to the actual working conditions.

履带筛分式移动破碎站

CRAWLER IMPACT MOBILE CRUSHING PLANT



履带筛分式移动破碎站是一种高效率的筛分破碎设备，可直接开到现场，转场作业方便、筛分效率高，产量大;特别适合场地狭窄、城市拆迁等复杂地形区域作业，尤其适用于建筑垃圾处理，也可用于对矿物和硬岩筛分、砂石骨料生产中，能够完全满足客户的移动筛分要求。

Crawler screening mobile crushing plant is a kind of high-efficiency screening and crushing equipment, which can be driven to the site directly, with convenient transfer operation, high screening efficiency and high output; it is especially suitable for narrow site, urban demolition and other complex terrain area operation, especially for construction waste treatment, and also can be used in the screening of minerals and hard rock, sand and gravel aggregate production, which can fully meet the customer's mobile screening requirements.

型号Model	TS1860	TS2160
振动筛Vibrating Screen		
型号Model	1800 * 6000 three story 三层	2100 * 6000 three story 三层
最大进料Maximum feeding size	≤200	≤200
产量Capacity	65-586t/h	81-720t/h
电机功率Motor Power	22KW	30KW
进料皮带机Feeding belt conveyor		
型号Model	B1000*11.8m	B1000*11.8m
皮带机Circular polyester canvas belt	EP-200-B1000*4	EP-200-B1000*4
电力系统Power system		
发电机Generator	360KW	500KW
电气系统Electrical System	屏幕显示发动机运行参数监测、轨道行走、，远程控制每台带式输送机的运行 Screen display engine operation parameter monitoring, track walking, and remote control of each belt conveyor for operation	

以上数据仅供参考，数据根据实际工况条件会发生变化，具体详情咨询我们。
The above data is for reference only, the data will change according to the actual working conditions.

轮胎式移动破碎站-粗碎

TYRE TYPE MOBILE CRUSHING PLANT - COARSE CRUSHING



轮胎式粗碎移动破碎站采用C系列高效颚式破碎机组，可满足各种硬度的原料破碎。独特的引导设计可以实现快速进入状态。

The Wheel mounted Jaw crusher uses the C-series high -efficiency jaw crusher to meet the raw material crushing of various hardness. The unique boot design can achieve a fast entry state.

型号 Model	K3-LF150-2C	K3-LF250-2C	K3-LF350-2C
振动给料机 Vibrating feeder	GZD9638	GZD1142	ZSW1349
反击式破碎机 Impact crusher	LF150	LF250	LF350
主皮带 Main belt	B800	B1000	B1200
产量 Capacity(t/h)	80-120	150-300	200-400

型号 Model	K3-C96-2C	K3-C106-2C	K3-C110-2C
振动给料机 Vibraiting feeder	GZD9638	GZD1142	ZSW1349
颚式破碎机 Jaw crusher	SC96	SC106	SC110
主皮带 Main belt	B800	B1000	B1200
产量 Capacity(t/h)	80-150	100-250	200-300

以上数据仅供参考，数据根据实际工况条件会发生变化，具体详情咨询我们。
The above data is for reference only, the data will change according to the actual working conditions.

轮胎式移动破碎站-中碎

TYRE TYPE MOBILE CRUSHING PLANT-MEDIUM CRUSHING



该移动式破碎机适用于中细碎，采用高效多缸液压圆锥破碎机，破碎效果优异，适用于硬岩破碎。它可以与粗碎系统结合形成破碎生产线，以满足不同用户的需求。

This mobile crusher suitable for medium and fine crushing ,it adopts HP high-efficiency multi-cylinder hydraulic cone crusher, which has excellent crushing effect and is suitable for hard rock crushing. It can be combined with coarse crushing system to form a crushing production line to meet the needs of different users.

型号 Model	K3-HP300-2C	K3-HP400-2C	K3-SH160-2C	K3-CS160-2C
振动给料机 Vibrating Screen	3YK2260	3YK2260	3YK2160	3YK2160
HP液压圆锥破碎机 HP Hydraulic Cone Crusher	HP300	HP400	SH160	CS160
筛下输送机 Conveyor Under Screen	B1000	B1000	B1000	B800
产量 Capacity (t/h)	180-300	220-380	48-345	109-349

以上数据仅供参考，数据根据实际工况条件会发生变化，具体详情咨询我们。
The above data is for reference only, the data will change according to the actual working conditions.

轮胎式移动破碎站-细碎

TYRE TYPE MOBILE CRUSHING PLANT - FINE CRUSHING



轮胎式细碎移动破碎站能满足石材整形和制砂两个要求，完全满足完全制砂或生产高质量骨料的要求。

Wheel-Mounted Sand Making Plant meet the two requirements of stone reshaping and sand making, and fully meet the requirements of completely sand making or production of high -quality aggregate.

型号 Model	K3-V7615-1C	K3-V8522-1C	K3-V9532-1C	K3-V1145-1C
皮带机 Belt feeder	B1000	B1000	B1200	B1200
制砂机 VSI	VSI7615	VSI8522	VSI9532	VSI1145
产量 Capacity(t/h)	50-150	100-200	150-300	200-400

以上数据仅供参考，数据根据实际工况条件会发生变化，具体详情咨询我们。
The above data is for reference only, the data will change according to the actual working conditions.

轮胎式移动破碎站-三组合

TYRE TYPE MOBILE CRUSHING PLANT-THREE COMBINATIONS



三组合轮式破碎机适用于破碎软岩或建筑垃圾，可方便快捷地从一个工地转移到另一个工地。外接电源，自带闭路循环破碎系统，一站式满足客户的破碎需求。

The three combination wheel-mounted crusher is applicable to the crushing of soft rock or Construction waste, which can easily and quickly Transfer from site to site. With the external power supply, it has its own closed circuit circulating crushing system to meet the customer's crushing needs in one station.

型号 Model	K3-PF1214-3C	K3-LF150-3C	K3-LF250-3C
给料机 Vibrating feeder	GZD1142	GZD9638	GZD1142
反击破 Impact crusher	PFV1214	LF150	LF250
振动筛 Vibrtaing screen	3YK1848	3YK1548	3YK1848
主皮带 Main belt	B1000	B800	B1000
产量 Capacity(t/h)	100-200	80-150	150-300

以上数据仅供参考，数据根据实际工况条件会发生变化，具体详情咨询我们。
The above data is for reference only, the data will change according to the actual working conditions.

轮胎式移动破碎站-四组合

TYRE TYPE MOBILE CRUSHING PLANT-FOUR COMBINATIONS



四组合移动破碎站由振动给料机、颚式破碎机、圆锥破碎机（反击式破碎机）和振动筛组成一个完整的破碎系统。它是小型固定式破碎站的完美替代设备。设备运抵客户现场后，可迅速投入生产，节省大量时间和成本。

The four-combination mobile crushing station consists of a vibrating feeder, jaw crusher, cone (impact crusher), and vibrating screen to form a complete crushing system. It is a perfect substitute for small stationary crushing plant. After the equipment arrives at the customer site, it can be put into production quickly, saving a lot of time and cost.

型号 Model	K3-PE46-CS75-4C	K3-PE57-CS110-4C	K3-C96-HP200-4C	K3-C96-PF1214-4C
给料机 Vibrating feeder	GZD8530	GZD8530	GZD9638	GZD9638
颚式破碎机 Jaw crusher	PE400x600	PE500x750	SC96	SC96
反击破/圆锥破 Impact / Cone crusher	CS75	CS110	HP200	PFV1214
振动筛 Vibrtaing screen	3YK1548	3YK1848	3YK1848	3YK1848
主皮带 Main belt	B800	B800	B1000	B1000
产量 Capacity(t/h)	50-80	80-150	100-200	100-200

以上数据仅供参考，数据根据实际工况条件会发生变化，具体详情咨询我们。
The above data is for reference only, the data will change according to the actual working conditions.

框架式移动破碎站

FRAME TYPE MOBILE CRUSHING PLANT

模块化设计

模块化、集成化设计，设备布置更灵话，现场更简洁合理。

人性化维保

空间开放式设计并配有高品质的检修平台，充分考虑操作人员的维护保养空间和便利性，使设备维保更便利。

免基础安装

框架式结构布局使每台破碎筛分设备省去现场制作混凝土基础的费用和时间，大大降低生产前期准备时间和投入。

运输便捷

整机工作时展开，运输时可方便收缩折叠，尽量减少拆装，满足顺畅运输。

Modular design

Modular and integrated design, more flexible equipment layout, more concise and reasonable site.

Humanised maintenance space

Open design and equipped with high-quality maintenance platform, give full consideration to the operator's maintenance space and convenience, so that the equipment maintenance is more convenient.

Foundation-free installation

The frame structure layout makes each crushing and screening equipment save the cost and time of making concrete foundation on site, which greatly reduces the preparation time and investment in the pre-production period.

Convenient transport

The whole machine is unfolded when working, and can be conveniently contracted and folded when transporting, minimising disassembling and meeting the requirements of smooth transportation.









系列 Model	标准型号 Standard Model	车载设备 Vehicle-mounted device	车载设备 Vehicle-mounted device	处理量 Capacity(t/h)	运输尺寸 Transport dimensions(mm)
颚式破碎站 Jaw crusher plant	KJ98	GZDT9538	HDX98	90-350	12750×3020×3850
	KJ110	GZDT1145B	HDX110	120-450	13050×3050×4000
反击式破碎站 Impact crusher plant	KJ1213	GZDT9538	C11213	80-320	12970×3020×3920
	KJ1316	GZDT1145B	C11316	100-400	13290×3050×4080
圆锥破碎站 Cone crusher plant	KJ300	-	HPM300C1	60-280	15650×3270×3780
	KJ250	-	SC250F1	90-350	15600×32700×3800
制砂破碎站 Sand maker plant	KJ0926	-	HVI0926	85-240	15400×2770×3780
	KJ1040	-	HVI1040	120-284	15400×2920×3970
筛分站 Screening plant	KJ1865S-3	-	3HX1865	65-350	15200×2900×3000
	KJ2165S-4	-	4HX2165	85-500	15200×2900×3200

以上数据仅供参考，数据根据实际工况条件会发生变化，具体详情咨询我们。
The above data is for reference only, the data will change according to the actual working conditions.

CUSTOMER SITE
客户现场

我们帮助客户实现自身价值，数以千计的优质客户现场等您来看。
We help our clients realise their value, and thousands of quality clients are on site for you to see.






























SPARE PARTS
配件支持

specialised spare parts sales department, we use advanced management technology to reserve a large number of commonly used parts, wearing parts, etc. for the majority of users, we use a variety of logistical methods to quickly achieve a variety of spare parts in a timely manner to provide customers with high-quality and value-added services to support our perfect after-sales service system.























